

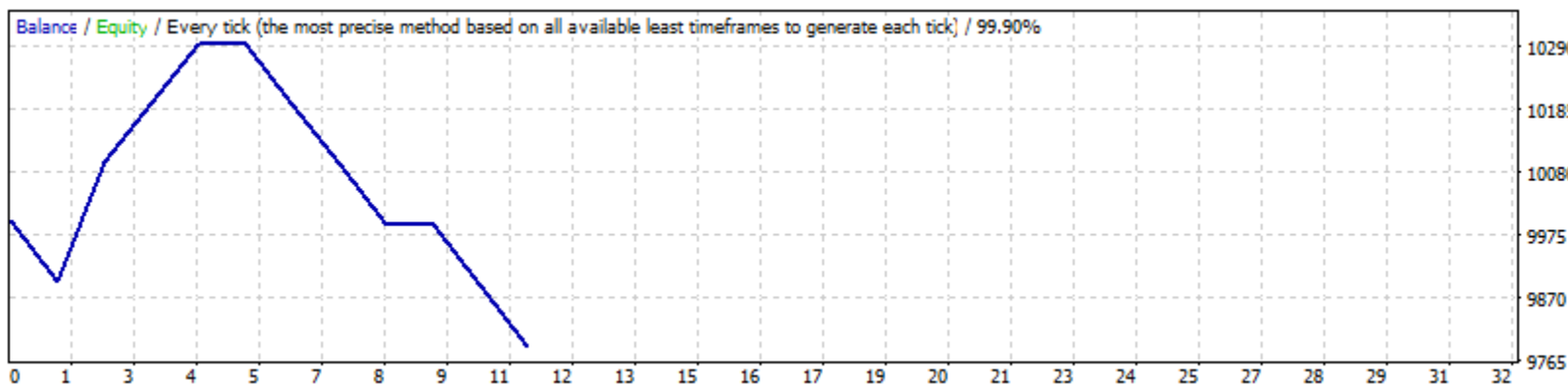
Tester Live 2024 Januari TPF-Live (Build 1415)

Symbol XAUUSD.tp (Loco Gold)

Bars in test 1061 Ticks modelled 2894716 Modelling quality 99.90%
 Mismatched charts errors 0

Initial deposit 10000.00 Spread Current (25)
 Total net profit -209.70 Gross profit 396.80 Gross loss -606.50
 Profit factor 0.65 Expected payoff -19.06
 Absolute drawdown 209.70 Maximal drawdown 649.30 (6.22%) Relative drawdown 6.22% (649.30)

Total trades 11 Short positions (won %) 10 (30.00%) Long positions (won %) 1 (0.00%)
 Profit trades (% of total) 3 (27.27%) Loss trades (% of total) 8 (72.73%)
 Largest profit trade 200.00 loss trade -102.40
 Average profit trade 132.27 loss trade -75.81
 Maximum consecutive wins (profit in money) 3 (396.80) consecutive losses (loss in money) 7 (-505.00)
 Maximal consecutive profit (count of wins) 396.80 (3) consecutive loss (count of losses) -505.00 (7)
 Average consecutive wins 3 consecutive losses 4



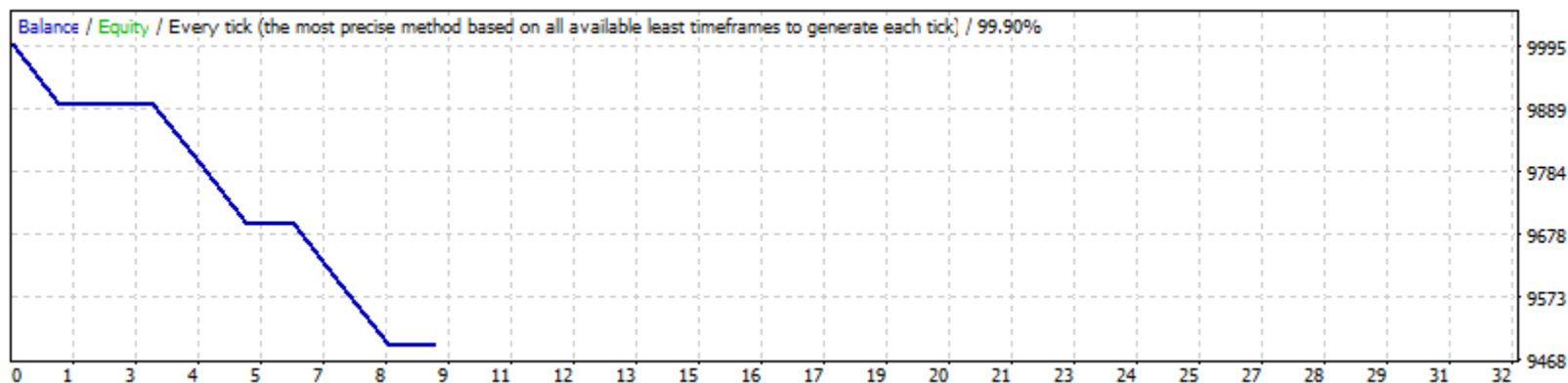
#	Time	Type	Order	Size	Price	S / L	T / P	Profit	Balance
1	2024.01.02 05:00	sell	1	0.10	2067.65	2077.70	0.00		
2	2024.01.02 11:37	s/l	1	0.10	2077.79	2077.70	0.00	-101.50	9898.50
3	2024.01.03 05:00	sell	2	0.10	2064.60	2074.56	0.00		
4	2024.01.03 11:44	modify	2	0.10	2064.60	2064.56	0.00		
5	2024.01.03 14:06	modify	2	0.10	2064.60	2054.56	0.00		
6	2024.01.03 16:22	modify	2	0.10	2064.60	2044.56	0.00		
7	2024.01.03 17:02	s/l	2	0.10	2044.59	2044.56	0.00	200.00	10098.50
8	2024.01.04 05:00	sell	3	0.10	2044.50	2054.55	0.00		
9	2024.01.05 15:30	modify	3	0.10	2044.50	2044.55	0.00		
10	2024.01.05 15:31	modify	3	0.10	2044.50	2034.55	0.00		
11	2024.01.05 15:44	s/l	3	0.10	2034.72	2034.55	0.00	97.70	10196.20
12	2024.01.08 05:00	sell	4	0.10	2041.20	2051.17	0.00		
13	2024.01.08 07:34	modify	4	0.10	2041.20	2041.17	0.00		
14	2024.01.08 13:18	modify	4	0.10	2041.20	2031.17	0.00		
15	2024.01.08 17:31	s/l	4	0.10	2031.28	2031.17	0.00	99.10	10295.30
16	2024.01.09 05:00	sell	5	0.10	2034.13	2044.22	0.00		
17	2024.01.10 08:53	modify	5	0.10	2034.13	2034.22	0.00		
18	2024.01.10 10:08	s/l	5	0.10	2034.20	2034.22	0.00	-0.80	10294.50
19	2024.01.11 05:00	sell	6	0.10	2029.69	2039.60	0.00		
20	2024.01.11 15:24	s/l	6	0.10	2039.71	2039.60	0.00	-100.30	10194.20
21	2024.01.12 05:00	sell	7	0.10	2033.90	2043.86	0.00		
22	2024.01.12 12:45	s/l	7	0.10	2043.82	2043.86	0.00	-99.30	10094.90
23	2024.01.15 05:00	buy	8	0.10	2056.57	2046.55	0.00		
24	2024.01.16 10:32	s/l	8	0.10	2046.54	2046.55	0.00	-100.40	9994.50
25	2024.01.17 05:00	sell	9	0.10	2028.86	2038.84	0.00		
26	2024.01.17 08:02	modify	9	0.10	2028.86	2028.84	0.00		
27	2024.01.17 14:58	s/l	9	0.10	2028.92	2028.84	0.00	-0.70	9993.80
28	2024.01.18 05:00	sell	10	0.10	2007.46	2017.54	0.00		
29	2024.01.18 18:28	s/l	10	0.10	2017.56	2017.54	0.00	-101.10	9892.70
30	2024.01.19 05:00	sell	11	0.10	2023.94	2033.98	0.00		
31	2024.01.19 14:06	s/l	11	0.10	2034.17	2033.98	0.00	-102.40	9790.30

Tester Live 2024 Februari TPF-Live (Build 1415)

Symbol XAUUSD.tp (Loco Gold)

Bars in test 1013 Ticks modelled 2023337 Modelling quality 99.90%
 Mismatched charts errors 0

Initial deposit	10000.00	Spread	Current (33)
Total net profit	- 506.80	Gross profit	0.70
Profit factor	0.00	Expected payoff	- 56.31
Absolute drawdown	598.80	Maximal drawdown	679.30 (6.74%)
		Relative drawdown	6.74% (679.30)
Total trades	9	Short positions (won %)	4 (25.00%)
		Profit trades (% of total)	1 (11.11%)
		Largest profit trade	0.70
		Average profit trade	0.70
		Maximum consecutive wins (profit in money)	1 (0.70)
		Maximal consecutive profit (count of wins)	0.70 (1)
		Average consecutive wins	1



#	Time	Type	Order	Size	Price	S / L	T / P	Profit	Balance
1	2024.02.02 05:00	buy	1	0.10	2054.07	2044.02	0.00		
2	2024.02.02 15:30	s/l	1	0.10	2043.91	2044.02	0.00	- 101.70	9898.30
3	2024.02.05 05:00	sell	2	0.10	2033.40	2043.36	0.00		
4	2024.02.05 10:21	modify	2	0.10	2033.40	2033.36	0.00		
5	2024.02.06 17:09	s/l	2	0.10	2033.32	2033.36	0.00	0.70	9899.00
6	2024.02.07 05:00	buy	3	0.10	2034.72	2024.67	0.00		
7	2024.02.07 16:48	modify	3	0.10	2034.72	2034.67	0.00		
8	2024.02.07 19:27	s/l	3	0.10	2034.53	2034.67	0.00	- 2.00	9897.00
9	2024.02.08 05:00	buy	4	0.10	2036.43	2026.46	0.00		
10	2024.02.08 14:06	s/l	4	0.10	2026.46	2026.46	0.00	- 99.80	9797.20
11	2024.02.09 05:00	buy	5	0.10	2034.63	2024.54	0.00		
12	2024.02.09 16:24	s/l	5	0.10	2024.53	2024.54	0.00	- 101.10	9696.10
13	2024.02.12 05:00	sell	6	0.10	2022.40	2032.31	0.00		
14	2024.02.12 17:53	modify	6	0.10	2022.40	2022.31	0.00		
15	2024.02.13 08:23	s/l	6	0.10	2022.46	2022.31	0.00	- 0.70	9695.40
16	2024.02.14 05:00	sell	7	0.10	1992.17	2002.13	0.00		
17	2024.02.15 15:30	s/l	7	0.10	2002.16	2002.13	0.00	- 100.00	9595.40
18	2024.02.16 05:00	sell	8	0.10	2004.45	2014.47	0.00		
19	2024.02.16 19:55	s/l	8	0.10	2014.49	2014.47	0.00	- 100.50	9494.90
20	2024.02.19 05:00	buy	9	0.10	2022.55	2012.57	0.00		
21	2024.02.22 10:05	modify	9	0.10	2022.55	2022.57	0.00		
22	2024.02.22 15:30	s/l	9	0.10	2022.39	2022.57	0.00	- 1.70	9493.20

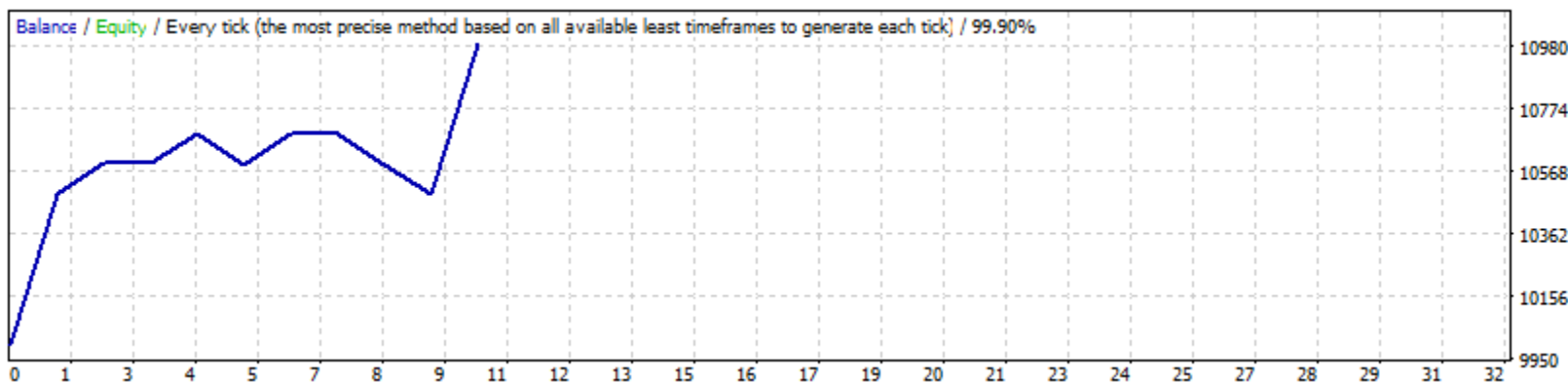
Tester Live 2024 Maret TPF-Live (Build 1415)

Symbol XAUUSD.tp (Loco Gold)

Bars in test 1018 Ticks modelled 2720272 Modelling quality 99.90%
 Mismatched charts errors 0

Initial deposit 10000.00 Spread Current (28)
 Total net profit 990.60 Gross profit 1293.70 Gross loss - 303.10
 Profit factor 4.27 Expected payoff 99.06
 Absolute drawdown 15.40 Maximal drawdown 495.10 (4.55%) Relative drawdown 4.55% (495.10)

Total trades 10 Short positions (won %) 1 (0.00%) Long positions (won %) 9 (66.67%)
 Profit trades (% of total) 6 (60.00%) Loss trades (% of total) 4 (40.00%)
 Largest profit trade 498.90 loss trade - 100.80
 Average profit trade 215.62 loss trade - 75.78
 Maximum consecutive wins (profit in money) 2 (596.80) consecutive losses (loss in money) 2 (- 200.90)
 Maximal consecutive profit (count of wins) 596.80 (2) consecutive loss (count of losses) - 200.90 (2)
 Average consecutive wins 2 consecutive losses 1



#	Time	Type	Order	Size	Price	S / L	T / P	Profit	Balance
1	2024.03.04 05:00	buy	1	0.10	2081.70	2071.65	0.00		
2	2024.03.04 15:58	modify	1	0.10	2081.70	2081.65	0.00		
3	2024.03.04 17:23	modify	1	0.10	2081.70	2091.65	0.00		
4	2024.03.04 18:12	modify	1	0.10	2081.70	2101.65	0.00		
5	2024.03.05 10:31	modify	1	0.10	2081.70	2111.65	0.00		
6	2024.03.05 15:28	modify	1	0.10	2081.70	2121.65	0.00		
7	2024.03.05 15:35	modify	1	0.10	2081.70	2131.65	0.00		
8	2024.03.05 15:39	s/l	1	0.10	2131.35	2131.65	0.00	496.40	10496.40
9	2024.03.06 05:00	buy	2	0.10	2126.54	2116.58	0.00		
10	2024.03.06 15:20	modify	2	0.10	2126.54	2126.58	0.00		
11	2024.03.06 16:47	modify	2	0.10	2126.54	2136.58	0.00		
12	2024.03.06 17:04	s/l	2	0.10	2136.59	2136.58	0.00	100.40	10596.80
13	2024.03.07 05:00	buy	3	0.10	2150.96	2140.91	0.00		
14	2024.03.07 06:06	modify	3	0.10	2150.96	2150.91	0.00		
15	2024.03.07 16:39	s/l	3	0.10	2150.83	2150.91	0.00	- 1.40	10595.40
16	2024.03.08 05:00	buy	4	0.10	2155.63	2145.66	0.00		
17	2024.03.08 10:29	modify	4	0.10	2155.63	2155.66	0.00		
18	2024.03.08 15:31	modify	4	0.10	2155.63	2165.66	0.00		
19	2024.03.08 16:09	s/l	4	0.10	2165.55	2165.66	0.00	99.10	10694.50
20	2024.03.11 05:00	buy	5	0.10	2180.56	2170.47	0.00		
21	2024.03.12 15:17	s/l	5	0.10	2170.49	2170.47	0.00	- 100.80	10593.70
22	2024.03.13 05:00	buy	6	0.10	2158.69	2148.78	0.00		
23	2024.03.13 16:39	modify	6	0.10	2158.69	2158.78	0.00		
24	2024.03.13 20:15	modify	6	0.10	2158.69	2168.78	0.00		
25	2024.03.14 08:52	s/l	6	0.10	2168.57	2168.78	0.00	98.70	10692.40
26	2024.03.15 05:00	buy	7	0.10	2162.85	2152.89	0.00		
27	2024.03.15 12:58	modify	7	0.10	2162.85	2162.89	0.00		
28	2024.03.15 15:04	s/l	7	0.10	2162.88	2162.89	0.00	0.20	10692.60
29	2024.03.18 05:00	sell	8	0.10	2152.18	2162.20	0.00		
30	2024.03.18 15:22	s/l	8	0.10	2162.23	2162.20	0.00	- 100.60	10592.00
31	2024.03.19 05:00	buy	9	0.10	2160.62	2150.64	0.00		
32	2024.03.19 11:16	s/l	9	0.10	2150.60	2150.64	0.00	- 100.30	10491.70
33	2024.03.20 05:00	buy	10	0.10	2158.95	2148.87	0.00		
34	2024.03.20 21:03	modify	10	0.10	2158.95	2158.87	0.00		
35	2024.03.20 21:47	modify	10	0.10	2158.95	2168.87	0.00		
36	2024.03.20 22:29	modify	10	0.10	2158.95	2178.87	0.00		
37	2024.03.21 01:16	modify	10	0.10	2158.95	2188.87	0.00		
38	2024.03.21 01:16	modify	10	0.10	2158.95	2198.87	0.00		
39	2024.03.21 01:16	modify	10	0.10	2158.95	2208.87	0.00		
40	2024.03.21 01:18	s/l	10	0.10	2208.85	2208.87	0.00	498.90	10990.60

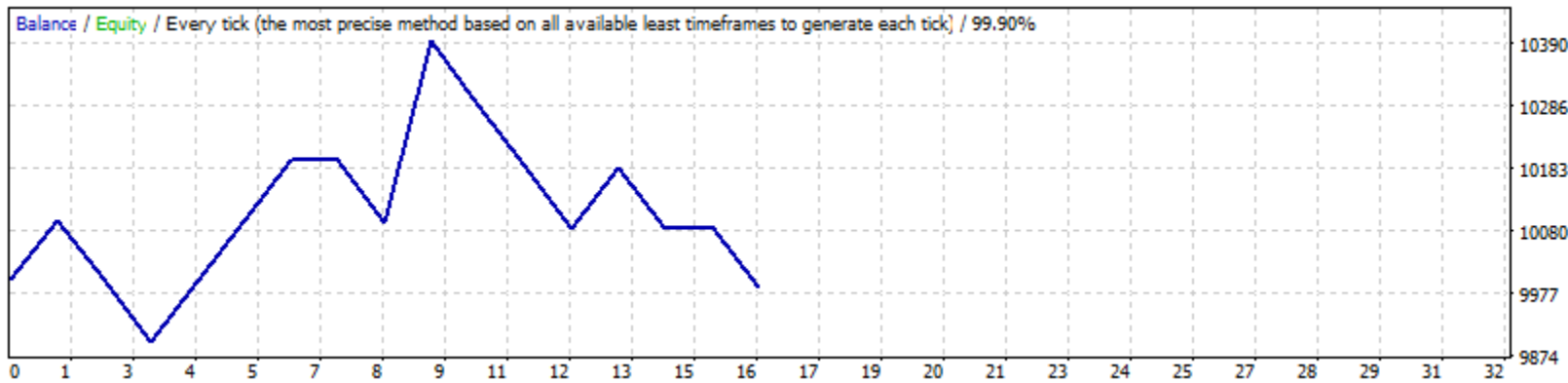
Tester Live 2024 April TPF- Live (Build 1415)

Symbol XAUUSD.tp (Loco Gold)

Bars in test 1062 Ticks modelled 5062621 Modelling quality 99.90%
 Mismatched charts errors 0

Initial deposit 10000.00 Spread Current (25)
 Total net profit -12.20 Gross profit 799.40 Gross loss -811.60
 Profit factor 0.98 Expected payoff -0.76
 Absolute drawdown 112.40 Maximal drawdown 512.40 (4.88%) Relative drawdown 4.88% (512.40)

Total trades 16 Short positions (won %) 0 (0.00%) Long positions (won %) 16 (50.00%)
 Profit trades (% of total) 8 (50.00%) Loss trades (% of total) 8 (50.00%)
 Largest profit trade 300.00 loss trade -106.90
 Average profit trade 99.93 loss trade -101.45
 Maximum consecutive wins (profit in money) 4 (298.90) consecutive losses (loss in money) 3 (-309.60)
 Maximal consecutive profit (count of wins) 300.00 (1) consecutive loss (count of losses) -309.60 (3)
 Average consecutive wins 2 consecutive losses 2



#	Time	Type	Order	Size	Price	S / L	T / P	Profit	Balance
1	2024.04.02 05:00	buy	1	0.10	2249.16	2239.11	0.00		
2	2024.04.02 07:46	modify	1	0.10	2249.16	2249.11	0.00		
3	2024.04.02 17:03	modify	1	0.10	2249.16	2259.11	0.00		
4	2024.04.02 17:56	s/l	1	0.10	2259.06	2259.11	0.00	98.90	10098.90
5	2024.04.03 05:00	buy	2	0.10	2282.59	2272.63	0.00		
6	2024.04.03 10:28	s/l	2	0.10	2272.69	2272.63	0.00	-99.10	9999.80
7	2024.04.04 05:00	buy	3	0.10	2301.34	2291.29	0.00		
8	2024.04.04 11:22	s/l	3	0.10	2291.21	2291.29	0.00	-101.40	9898.40
9	2024.04.05 05:00	buy	4	0.10	2271.86	2261.89	0.00		
10	2024.04.05 08:37	modify	4	0.10	2271.86	2271.89	0.00		
11	2024.04.05 11:12	modify	4	0.10	2271.86	2281.89	0.00		
12	2024.04.05 15:32	s/l	4	0.10	2281.86	2281.89	0.00	99.90	9998.30
13	2024.04.08 05:00	buy	5	0.10	2324.53	2314.44	0.00		
14	2024.04.08 05:34	modify	5	0.10	2324.53	2324.44	0.00		
15	2024.04.08 05:38	modify	5	0.10	2324.53	2334.44	0.00		
16	2024.04.08 08:35	s/l	5	0.10	2334.43	2334.44	0.00	98.90	10097.20
17	2024.04.09 05:00	buy	6	0.10	2339.96	2330.05	0.00		
18	2024.04.09 10:13	modify	6	0.10	2339.96	2340.05	0.00		
19	2024.04.09 12:15	modify	6	0.10	2339.96	2350.05	0.00		
20	2024.04.09 14:39	s/l	6	0.10	2349.93	2350.05	0.00	99.60	10196.80
21	2024.04.10 05:00	buy	7	0.10	2349.55	2339.59	0.00		
22	2024.04.10 08:26	modify	7	0.10	2349.55	2349.59	0.00		
23	2024.04.10 12:27	s/l	7	0.10	2349.61	2349.59	0.00	0.50	10197.30
24	2024.04.11 05:00	buy	8	0.10	2340.78	2330.76	0.00		
25	2024.04.11 11:16	s/l	8	0.10	2330.54	2330.76	0.00	-102.50	10094.80
26	2024.04.12 05:00	buy	9	0.10	2390.84	2380.86	0.00		
27	2024.04.12 16:42	modify	9	0.10	2390.84	2390.86	0.00		
28	2024.04.12 17:12	modify	9	0.10	2390.84	2400.86	0.00		
29	2024.04.12 17:53	modify	9	0.10	2390.84	2410.86	0.00		
30	2024.04.12 18:04	modify	9	0.10	2390.84	2420.86	0.00		
31	2024.04.12 18:10	s/l	9	0.10	2420.85	2420.86	0.00	300.00	10394.80
32	2024.04.15 05:00	buy	10	0.10	2355.90	2345.82	0.00		
33	2024.04.15 11:34	s/l	10	0.10	2345.22	2345.82	0.00	-106.90	10287.90
34	2024.04.16 05:00	buy	11	0.10	2383.90	2373.86	0.00		
35	2024.04.16 09:41	s/l	11	0.10	2373.82	2373.86	0.00	-100.90	10187.00
36	2024.04.17 05:00	buy	12	0.10	2384.81	2374.80	0.00		
37	2024.04.17 08:37	s/l	12	0.10	2374.64	2374.80	0.00	-101.80	10085.20
38	2024.04.18 05:00	buy	13	0.10	2367.44	2357.44	0.00		
39	2024.04.18 09:01	modify	13	0.10	2367.44	2367.44	0.00		
40	2024.04.18 15:07	modify	13	0.10	2367.44	2377.44	0.00		
41	2024.04.18 16:36	s/l	13	0.10	2377.47	2377.44	0.00	100.20	10185.40
42	2024.04.19 05:00	buy	14	0.10	2409.51	2399.52	0.00		
43	2024.04.19 05:40	s/l	14	0.10	2399.56	2399.52	0.00	-99.60	10085.80
44	2024.04.19 05:40	buy	15	0.10	2399.67	2389.77	0.00		
45	2024.04.19 05:52	modify	15	0.10	2399.67	2399.77	0.00		

46	2024.04.19 05:57	s/l	15	0.10	2399.82	2399.77	0.00	1.40	10087.20
47	2024.04.19 06:00	buy	16	0.10	2400.48	2390.49	0.00		
48	2024.04.19 06:13	s/l	16	0.10	2390.55	2390.49	0.00	-99.40	9987.80

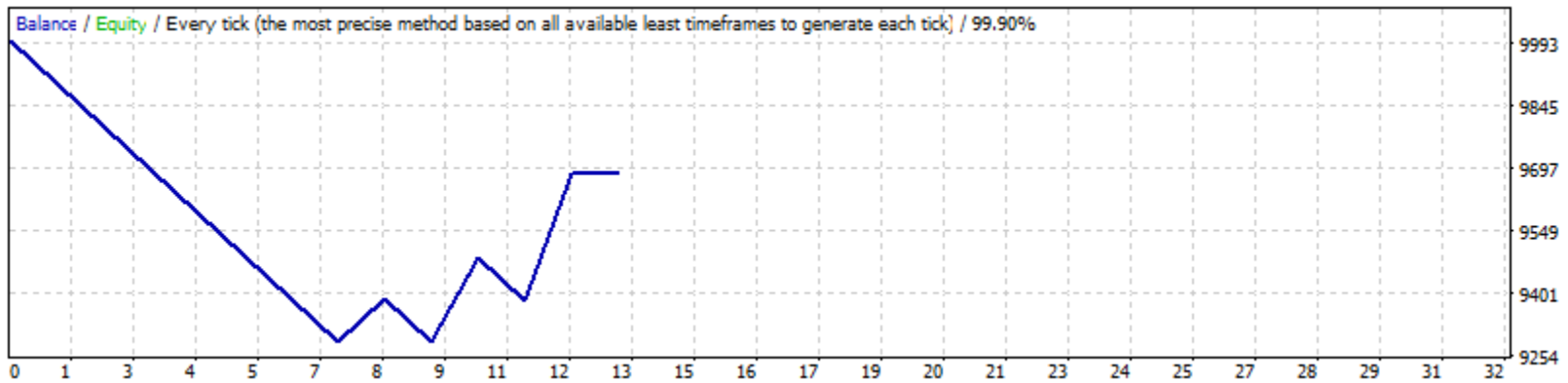
Tester Live 2024 Mei TPF-Live (Build 1415)

Symbol XAUUSD.tp (Loco Gold)

Bars in test 1103 Ticks modelled 4805156 Modelling quality 99.90%
 Mismatched charts errors 0

Initial deposit 10000.00 Spread Current (23)
 Total net profit -314.50 Gross profit 597.10 Gross loss -911.60
 Profit factor 0.66 Expected payoff -24.19
 Absolute drawdown 772.40 Maximal drawdown 784.60 (7.84%) Relative drawdown 7.84% (784.60)

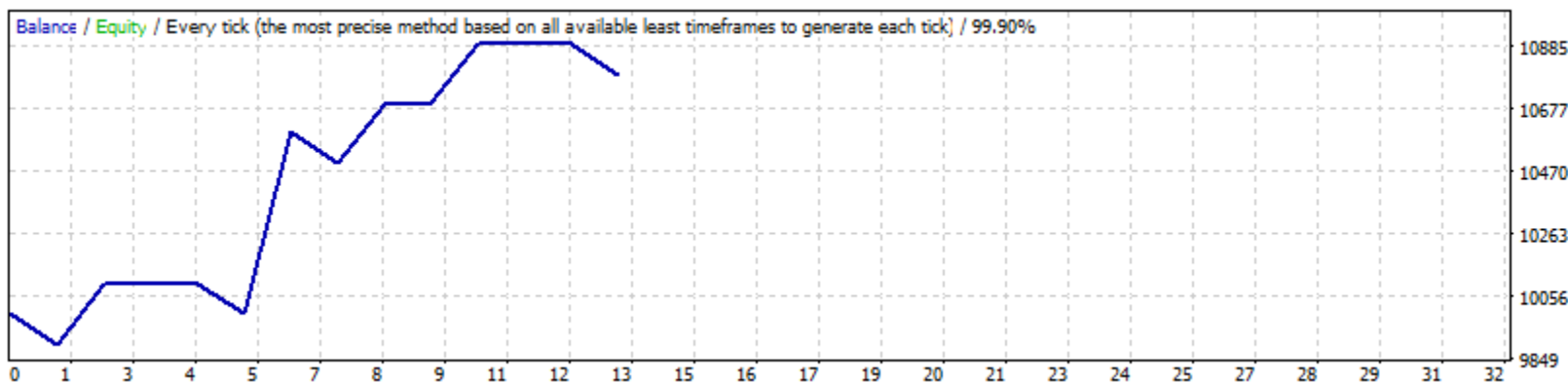
Total trades 13 Short positions (won %) 4 (0.00%) Long positions (won %) 9 (33.33%)
 Profit trades (% of total) 3 (23.08%) Loss trades (% of total) 10 (76.92%)
 Largest profit trade 298.80 loss trade -104.10
 Average profit trade 199.03 loss trade -91.16
 Maximum consecutive wins (profit in money) 1 (298.80) consecutive losses (loss in money) 7 (-710.30)
 Maximal consecutive profit (count of wins) 298.80 (1) consecutive loss (count of losses) -710.30 (7)
 Average consecutive wins 1 consecutive losses 3



#	Time	Type	Order	Size	Price	S / L	T / P	Profit	Balance
1	2024.05.02 05:00	buy	1	0.10	2324.25	2314.20	0.00		
2	2024.05.02 08:21	s/l	1	0.10	2314.21	2314.20	0.00	-100.50	9899.50
3	2024.05.03 05:00	sell	2	0.10	2302.55	2312.51	0.00		
4	2024.05.03 15:30	s/l	2	0.10	2312.78	2312.51	0.00	-102.40	9797.10
5	2024.05.06 05:00	sell	3	0.10	2308.20	2318.25	0.00		
6	2024.05.06 10:34	s/l	3	0.10	2318.34	2318.25	0.00	-101.50	9695.60
7	2024.05.07 05:00	buy	4	0.10	2322.86	2312.89	0.00		
8	2024.05.07 11:14	s/l	4	0.10	2312.46	2312.89	0.00	-104.10	9591.50
9	2024.05.08 05:00	sell	5	0.10	2307.50	2317.59	0.00		
10	2024.05.08 06:01	s/l	5	0.10	2317.72	2317.59	0.00	-102.30	9489.20
11	2024.05.08 06:01	buy	6	0.10	2317.65	2307.74	0.00		
12	2024.05.08 10:57	s/l	6	0.10	2307.64	2307.74	0.00	-100.20	9389.00
13	2024.05.09 05:00	sell	7	0.10	2309.88	2319.84	0.00		
14	2024.05.09 08:35	s/l	7	0.10	2319.80	2319.84	0.00	-99.30	9289.70
15	2024.05.10 05:00	buy	8	0.10	2350.43	2340.41	0.00		
16	2024.05.10 09:12	modify	8	0.10	2350.43	2350.41	0.00		
17	2024.05.10 10:07	modify	8	0.10	2350.43	2360.41	0.00		
18	2024.05.10 16:04	s/l	8	0.10	2360.39	2360.41	0.00	99.50	9389.20
19	2024.05.13 05:00	buy	9	0.10	2359.28	2349.30	0.00		
20	2024.05.13 09:16	s/l	9	0.10	2349.32	2349.30	0.00	-99.70	9289.50
21	2024.05.14 05:00	buy	10	0.10	2342.17	2332.09	0.00		
22	2024.05.14 16:12	modify	10	0.10	2342.17	2342.09	0.00		
23	2024.05.15 10:10	modify	10	0.10	2342.17	2352.09	0.00		
24	2024.05.15 11:44	modify	10	0.10	2342.17	2362.09	0.00		
25	2024.05.15 14:49	s/l	10	0.10	2362.06	2362.09	0.00	198.80	9488.30
26	2024.05.16 05:00	buy	11	0.10	2391.75	2381.71	0.00		
27	2024.05.16 13:32	s/l	11	0.10	2381.66	2381.71	0.00	-101.00	9387.30
28	2024.05.17 05:00	buy	12	0.10	2378.45	2368.44	0.00		
29	2024.05.17 14:25	modify	12	0.10	2378.45	2378.44	0.00		
30	2024.05.17 16:02	modify	12	0.10	2378.45	2388.44	0.00		
31	2024.05.17 17:40	modify	12	0.10	2378.45	2398.44	0.00		
32	2024.05.17 18:05	modify	12	0.10	2378.45	2408.44	0.00		
33	2024.05.17 18:14	s/l	12	0.10	2408.34	2408.44	0.00	298.80	9686.10
34	2024.05.20 05:00	buy	13	0.10	2434.84	2424.84	0.00		
35	2024.05.20 08:34	modify	13	0.10	2434.84	2434.84	0.00		
36	2024.05.20 09:37	s/l	13	0.10	2434.79	2434.84	0.00	-0.60	9685.50

Tester Live 2024 Juni TPF-Live (Build 1415)

Symbol	XAUUSD.tp (Loco Gold)		
Bars in test	1015 Ticks modelled	4633709 Modelling quality	99.90%
Mismatched charts errors	0		
Initial deposit	10000.00	Spread	Current (31)
Total net profit	791.40 Gross profit	1195.50 Gross loss	- 404.10
Profit factor	2.96 Expected payoff	60.88	
Absolute drawdown	166.10 Maximal drawdown	311.00 (2.89%) Relative drawdown	3.02% (309.10)
Total trades	13 Short positions (won %)	6 (33.33%) Long positions (won %)	7 (71.43%)
	Profit trades (% of total)	7 (53.85%) Loss trades (% of total)	6 (46.15%)
	Largest profit trade	599.20 loss trade	- 100.90
	Average profit trade	170.79 loss trade	- 67.35
	Maximum consecutive wins (profit in money)	3 (201.90) consecutive losses (loss in money)	3 (- 102.60)
	Maximal consecutive profit (count of wins)	599.20 (1) consecutive loss (count of losses)	- 102.60 (3)
	Average consecutive wins	2 consecutive losses	2



#	Time	Type	Order	Size	Price	S / L	T / P	Profit	Balance
1	2024.06.03 05:00	buy	1	0.10	2330.96	2320.98	0.00		
2	2024.06.03 06:54	s/l	1	0.10	2320.88	2320.98	0.00	- 100.90	9899.10
3	2024.06.03 06:54	buy	2	0.10	2321.15	2311.13	0.00		
4	2024.06.03 13:42	modify	2	0.10	2321.15	2321.13	0.00		
5	2024.06.03 17:00	modify	2	0.10	2321.15	2331.13	0.00		
6	2024.06.03 20:02	modify	2	0.10	2321.15	2341.13	0.00		
7	2024.06.04 10:46	s/l	2	0.10	2341.15	2341.13	0.00	199.90	10099.00
8	2024.06.05 05:00	buy	3	0.10	2330.54	2320.63	0.00		
9	2024.06.05 08:10	modify	3	0.10	2330.54	2330.63	0.00		
10	2024.06.05 09:16	s/l	3	0.10	2330.69	2330.63	0.00	1.40	10100.40
11	2024.06.06 05:00	sell	4	0.10	2367.36	2377.27	0.00		
12	2024.06.06 15:12	modify	4	0.10	2367.36	2367.27	0.00		
13	2024.06.06 18:03	s/l	4	0.10	2367.29	2367.27	0.00	0.60	10101.00
14	2024.06.07 05:00	sell	5	0.10	2370.91	2380.96	0.00		
15	2024.06.07 06:49	s/l	5	0.10	2380.88	2380.96	0.00	- 99.80	10001.20
16	2024.06.07 06:49	sell	6	0.10	2380.66	2390.67	0.00		
17	2024.06.07 11:01	modify	6	0.10	2380.66	2380.67	0.00		
18	2024.06.07 11:04	modify	6	0.10	2380.66	2370.67	0.00		
19	2024.06.07 11:33	modify	6	0.10	2380.66	2360.67	0.00		
20	2024.06.07 12:19	modify	6	0.10	2380.66	2350.67	0.00		
21	2024.06.07 15:27	modify	6	0.10	2380.66	2340.67	0.00		
22	2024.06.07 15:30	modify	6	0.10	2380.66	2330.67	0.00		
23	2024.06.07 16:50	modify	6	0.10	2380.66	2320.67	0.00		
24	2024.06.07 17:23	s/l	6	0.10	2320.73	2320.67	0.00	599.20	10600.40
25	2024.06.10 05:00	buy	7	0.10	2297.83	2287.81	0.00		
26	2024.06.10 09:44	s/l	7	0.10	2287.76	2287.81	0.00	- 100.80	10499.60
27	2024.06.11 05:00	buy	8	0.10	2303.06	2293.00	0.00		
28	2024.06.11 15:17	modify	8	0.10	2303.06	2303.00	0.00		
29	2024.06.12 15:30	modify	8	0.10	2303.06	2313.00	0.00		
30	2024.06.12 15:49	modify	8	0.10	2303.06	2323.00	0.00		
31	2024.06.12 17:05	s/l	8	0.10	2322.73	2323.00	0.00	196.60	10696.20
32	2024.06.13 05:00	buy	9	0.10	2312.80	2302.88	0.00		
33	2024.06.13 15:36	modify	9	0.10	2312.80	2312.88	0.00		
34	2024.06.13 16:54	s/l	9	0.10	2312.96	2312.88	0.00	1.50	10697.70
35	2024.06.14 05:00	buy	10	0.10	2306.29	2296.20	0.00		
36	2024.06.14 10:53	modify	10	0.10	2306.29	2306.20	0.00		
37	2024.06.14 13:19	modify	10	0.10	2306.29	2316.20	0.00		
38	2024.06.14 14:44	modify	10	0.10	2306.29	2326.20	0.00		
39	2024.06.14 16:30	s/l	10	0.10	2325.93	2326.20	0.00	196.30	10894.00
40	2024.06.17 05:00	sell	11	0.10	2326.16	2336.14	0.00		
41	2024.06.17 09:39	modify	11	0.10	2326.16	2326.14	0.00		
42	2024.06.17 16:19	s/l	11	0.10	2326.19	2326.14	0.00	- 0.40	10893.60
43	2024.06.18 05:00	sell	12	0.10	2322.31	2332.40	0.00		
44	2024.06.18 11:28	modify	12	0.10	2322.31	2322.40	0.00		
45	2024.06.18 15:43	s/l	12	0.10	2322.47	2322.40	0.00	- 1.70	10891.90

46	2024.06.19 05:00	sell	13	0.10	2330.05	2340.05	0.00	
47	2024.06.20 07:36	s/l	13	0.10	2340.09	2340.05	0.00	-100.50 10791.40

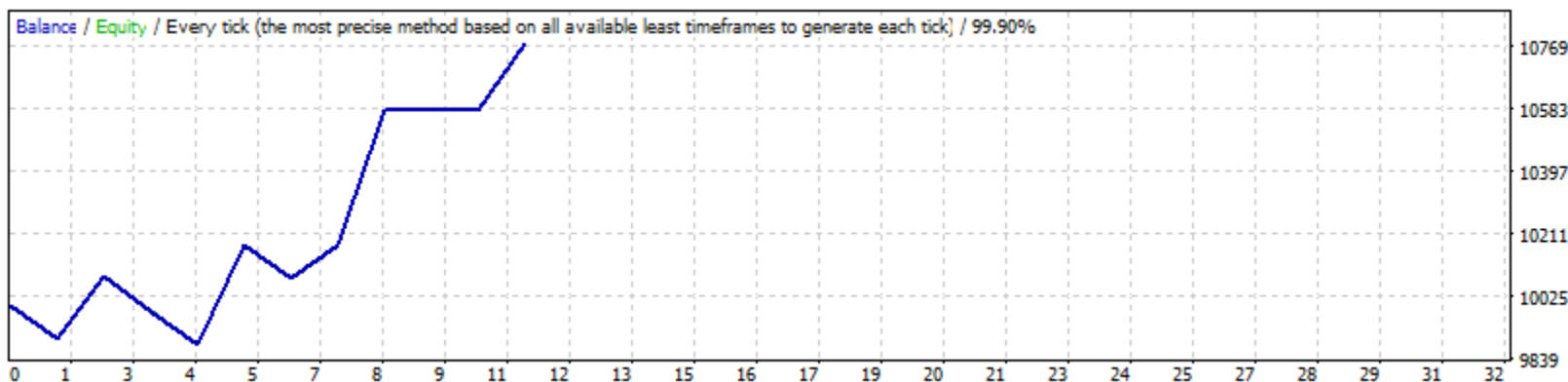
Tester Live 2024 Juli TPF- Live (Build 1415)

Symbol XAUUSD.tp (Loco Gold)

Bars in test 1099 Ticks modelled 5367062 Modelling quality 99.90%
 Mismatched charts errors 0

Initial deposit 10000.00 Spread Current (27)
 Total net profit 778.00 Gross profit 1181.20 Gross loss -403.20
 Profit factor 2.93 Expected payoff 70.73
 Absolute drawdown 138.80 Maximal drawdown 430.60 (4.18%) Relative drawdown 4.18% (430.60)

Total trades 11 Short positions (won %) 1 (100.00%) Long positions (won %) 10 (50.00%)
 Profit trades (% of total) 6 (54.55%) Loss trades (% of total) 5 (45.45%)
 Largest profit trade 399.50 loss trade -101.40
 Average profit trade 196.87 loss trade -80.64
 Maximum consecutive wins (profit in money) 3 (500.60) consecutive losses (loss in money) 2 (-201.40)
 Maximal consecutive profit (count of wins) 500.60 (3) consecutive loss (count of losses) -201.40 (2)
 Average consecutive wins 2 consecutive losses 1



#	Time	Type	Order	Size	Price	S / L	T / P	Profit	Balance
1	2024.07.02 05:00	buy	1	0.10	2334.31	2324.26	0.00		
2	2024.07.02 10:21	s/l	1	0.10	2324.27	2324.26	0.00	-100.50	9899.50
3	2024.07.03 05:00	buy	2	0.10	2329.20	2319.24	0.00		
4	2024.07.03 09:55	modify	2	0.10	2329.20	2329.24	0.00		
5	2024.07.03 13:39	modify	2	0.10	2329.20	2339.24	0.00		
6	2024.07.03 17:00	modify	2	0.10	2329.20	2349.24	0.00		
7	2024.07.05 15:30	s/l	2	0.10	2347.77	2349.24	0.00	185.60	10085.10
8	2024.07.08 05:00	buy	3	0.10	2386.66	2376.61	0.00		
9	2024.07.08 09:59	s/l	3	0.10	2376.53	2376.61	0.00	-101.40	9983.70
10	2024.07.09 05:00	buy	4	0.10	2363.50	2353.53	0.00		
11	2024.07.09 18:00	s/l	4	0.10	2353.51	2353.53	0.00	-100.00	9883.70
12	2024.07.10 05:00	buy	5	0.10	2368.54	2358.45	0.00		
13	2024.07.10 14:52	modify	5	0.10	2368.54	2368.45	0.00		
14	2024.07.11 15:30	modify	5	0.10	2368.54	2378.45	0.00		
15	2024.07.11 15:32	modify	5	0.10	2368.54	2388.45	0.00		
16	2024.07.11 15:42	modify	5	0.10	2368.54	2398.45	0.00		
17	2024.07.11 16:41	s/l	5	0.10	2398.25	2398.45	0.00	297.00	10180.70
18	2024.07.12 05:00	buy	6	0.10	2408.11	2398.20	0.00		
19	2024.07.12 14:06	s/l	6	0.10	2398.10	2398.20	0.00	-100.20	10080.50
20	2024.07.15 05:00	buy	7	0.10	2410.14	2400.18	0.00		
21	2024.07.15 14:35	modify	7	0.10	2410.14	2410.18	0.00		
22	2024.07.15 17:54	modify	7	0.10	2410.14	2420.18	0.00		
23	2024.07.15 21:03	s/l	7	0.10	2420.22	2420.18	0.00	100.70	10181.20
24	2024.07.16 05:00	buy	8	0.10	2427.45	2417.43	0.00		
25	2024.07.16 10:35	modify	8	0.10	2427.45	2427.43	0.00		
26	2024.07.16 16:51	modify	8	0.10	2427.45	2437.43	0.00		
27	2024.07.16 18:07	modify	8	0.10	2427.45	2447.43	0.00		
28	2024.07.16 22:51	modify	8	0.10	2427.45	2457.43	0.00		
29	2024.07.17 04:24	modify	8	0.10	2427.45	2467.43	0.00		
30	2024.07.17 06:20	s/l	8	0.10	2467.41	2467.43	0.00	399.50	10580.70
31	2024.07.17 06:20	buy	9	0.10	2467.67	2457.69	0.00		
32	2024.07.17 11:15	modify	9	0.10	2467.67	2467.69	0.00		
33	2024.07.17 13:53	s/l	9	0.10	2467.72	2467.69	0.00	0.40	10581.10
34	2024.07.18 05:00	buy	10	0.10	2462.63	2452.55	0.00		
35	2024.07.18 10:03	modify	10	0.10	2462.63	2462.55	0.00		
36	2024.07.18 13:19	s/l	10	0.10	2462.53	2462.55	0.00	-1.10	10580.00
37	2024.07.19 05:00	sell	11	0.10	2425.94	2435.98	0.00		
38	2024.07.19 09:12	modify	11	0.10	2425.94	2425.98	0.00		
39	2024.07.19 15:04	modify	11	0.10	2425.94	2415.98	0.00		
40	2024.07.19 16:15	modify	11	0.10	2425.94	2405.98	0.00		
41	2024.07.19 16:42	s/l	11	0.10	2406.13	2405.98	0.00	198.00	10778.00

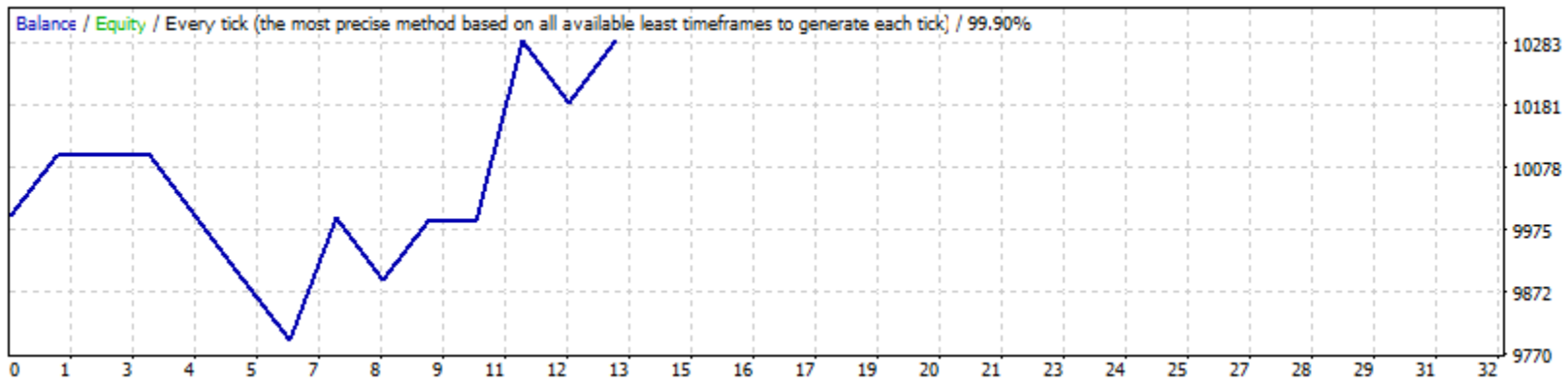
Tester Live 2024 Agustus TPF- Live (Build 1415)

Symbol XAUUSD.tp (Loco Gold)

Bars in test 1108 Ticks modelled 5984372 Modelling quality 99.90%
 Mismatched charts errors 0

Initial deposit 10000.00 Spread Current (23)
 Total net profit 287.40 Gross profit 795.90 Gross loss - 508.50
 Profit factor 1.57 Expected payoff 22.11
 Absolute drawdown 229.90 Maximal drawdown 520.90 (5.06%) Relative drawdown 5.06% (520.90)

Total trades 13 Short positions (won %) 3 (0.00%) Long positions (won %) 10 (50.00%)
 Profit trades (% of total) 5 (38.46%) Loss trades (% of total) 8 (61.54%)
 Largest profit trade 297.30 loss trade - 103.00
 Average profit trade 159.18 loss trade - 63.56
 Maximum consecutive wins (profit in money) 1 (297.30) consecutive losses (loss in money) 5 (- 305.10)
 Maximal consecutive profit (count of wins) 297.30 (1) consecutive loss (count of losses) - 305.10 (5)
 Average consecutive wins 1 consecutive losses 2



#	Time	Type	Order	Size	Price	S / L	T / P	Profit	Balance
1	2024.08.02 05:00	buy	1	0.10	2447.28	2437.23	0.00		
2	2024.08.02 06:11	modify	1	0.10	2447.28	2447.23	0.00		
3	2024.08.02 09:00	modify	1	0.10	2447.28	2457.23	0.00		
4	2024.08.02 15:15	s/l	1	0.10	2457.23	2457.23	0.00	99.40	10099.40
5	2024.08.05 05:00	buy	2	0.10	2439.49	2429.53	0.00		
6	2024.08.05 06:49	modify	2	0.10	2439.49	2439.53	0.00		
7	2024.08.05 08:37	s/l	2	0.10	2439.44	2439.53	0.00	- 0.60	10098.80
8	2024.08.06 05:00	sell	3	0.10	2412.29	2422.34	0.00		
9	2024.08.06 08:48	modify	3	0.10	2412.29	2412.34	0.00		
10	2024.08.06 11:08	s/l	3	0.10	2412.42	2412.34	0.00	- 1.40	10097.40
11	2024.08.07 05:00	sell	4	0.10	2383.96	2393.93	0.00		
12	2024.08.07 07:48	s/l	4	0.10	2393.94	2393.93	0.00	- 99.90	9997.50
13	2024.08.08 05:00	sell	5	0.10	2386.59	2396.68	0.00		
14	2024.08.08 09:24	s/l	5	0.10	2396.88	2396.68	0.00	- 103.00	9894.50
15	2024.08.09 05:00	buy	6	0.10	2427.25	2417.34	0.00		
16	2024.08.09 08:54	s/l	6	0.10	2417.24	2417.34	0.00	- 100.20	9794.30
17	2024.08.12 05:00	buy	7	0.10	2426.11	2416.15	0.00		
18	2024.08.12 09:36	modify	7	0.10	2426.11	2426.15	0.00		
19	2024.08.12 16:19	modify	7	0.10	2426.11	2436.15	0.00		
20	2024.08.12 16:53	modify	7	0.10	2426.11	2446.15	0.00		
21	2024.08.12 17:20	s/l	7	0.10	2446.18	2446.15	0.00	200.60	9994.90
22	2024.08.13 05:00	buy	8	0.10	2466.51	2456.49	0.00		
23	2024.08.14 05:32	s/l	8	0.10	2456.46	2456.49	0.00	- 100.60	9894.30
24	2024.08.14 05:32	buy	9	0.10	2456.68	2446.70	0.00		
25	2024.08.14 09:30	modify	9	0.10	2456.68	2456.70	0.00		
26	2024.08.14 11:44	modify	9	0.10	2456.68	2466.70	0.00		
27	2024.08.14 15:31	s/l	9	0.10	2466.50	2466.70	0.00	98.10	9992.40
28	2024.08.15 05:00	buy	10	0.10	2450.90	2440.82	0.00		
29	2024.08.15 14:30	modify	10	0.10	2450.90	2450.82	0.00		
30	2024.08.15 15:40	s/l	10	0.10	2450.78	2450.82	0.00	- 1.30	9991.10
31	2024.08.16 05:00	buy	11	0.10	2457.43	2447.39	0.00		
32	2024.08.16 13:21	modify	11	0.10	2457.43	2457.39	0.00		
33	2024.08.16 15:47	modify	11	0.10	2457.43	2467.39	0.00		
34	2024.08.16 15:55	modify	11	0.10	2457.43	2477.39	0.00		
35	2024.08.16 16:46	modify	11	0.10	2457.43	2487.39	0.00		
36	2024.08.16 17:02	s/l	11	0.10	2487.17	2487.39	0.00	297.30	10288.40
37	2024.08.19 05:00	buy	12	0.10	2498.35	2488.34	0.00		
38	2024.08.19 14:09	s/l	12	0.10	2488.21	2488.34	0.00	- 101.50	10186.90
39	2024.08.20 05:00	buy	13	0.10	2502.03	2492.03	0.00		
40	2024.08.20 10:44	modify	13	0.10	2502.03	2502.03	0.00		
41	2024.08.20 11:48	modify	13	0.10	2502.03	2512.03	0.00		
42	2024.08.20 18:03	s/l	13	0.10	2512.09	2512.03	0.00	100.50	10287.40

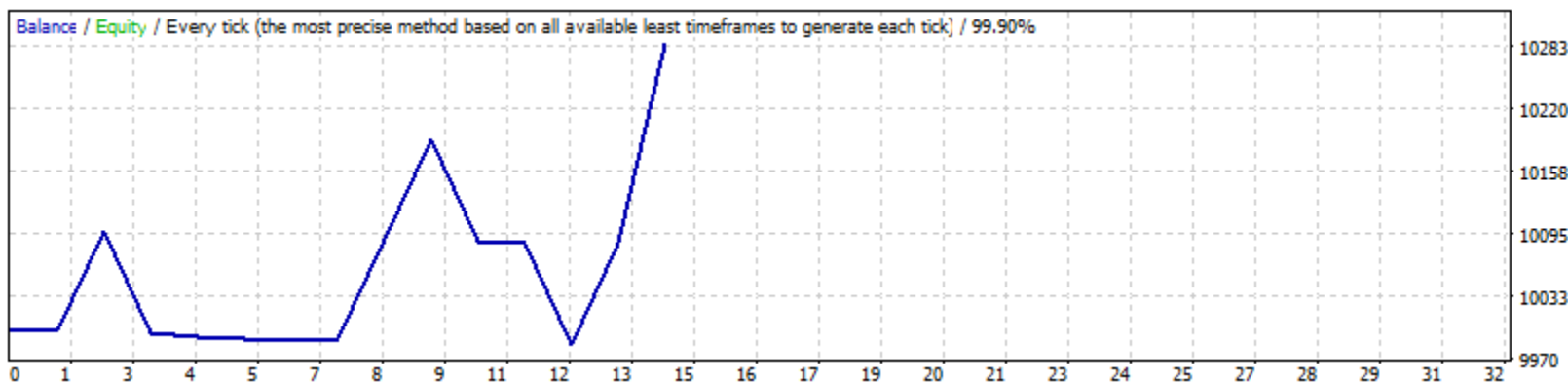
Tester Live 2024 September TPF- Live (Build 1415)

Symbol XAUUSD.tp (Loco Gold)

Bars in test 1015 Ticks modelled 4847997 Modelling quality 99.90%
 Mismatched charts errors 0

Initial deposit 10000.00 Spread Current (23)
 Total net profit 286.10 Gross profit 601.50 Gross loss -315.40
 Profit factor 1.91 Expected payoff 20.44
 Absolute drawdown 95.80 Maximal drawdown 360.50 (3.50%) Relative drawdown 3.50% (360.50)

Total trades 14 Short positions (won %) 5 (20.00%) Long positions (won %) 9 (55.56%)
 Profit trades (% of total) 6 (42.86%) Loss trades (% of total) 8 (57.14%)
 Largest profit trade 200.40 loss trade -101.50
 Average profit trade 100.25 loss trade -39.42
 Maximum consecutive wins (profit in money) 3 (200.00) consecutive losses (loss in money) 4 (-108.80)
 Maximal consecutive profit (count of wins) 301.00 (2) consecutive loss (count of losses) -204.20 (3)
 Average consecutive wins 2 consecutive losses 3



#	Time	Type	Order	Size	Price	S / L	T / P	Profit	Balance
1	2024.09.02 05:00	sell	1	0.10	2497.79	2507.84	0.00		
2	2024.09.03 14:49	modify	1	0.10	2497.79	2497.84	0.00		
3	2024.09.03 15:13	s/l	1	0.10	2498.02	2497.84	0.00	-2.40	9997.60
4	2024.09.04 05:00	sell	2	0.10	2493.32	2503.28	0.00		
5	2024.09.04 10:28	modify	2	0.10	2493.32	2493.28	0.00		
6	2024.09.04 11:54	modify	2	0.10	2493.32	2483.28	0.00		
7	2024.09.04 12:53	s/l	2	0.10	2483.26	2483.28	0.00	100.50	10098.10
8	2024.09.05 05:00	sell	3	0.10	2496.22	2506.27	0.00		
9	2024.09.05 09:29	s/l	3	0.10	2506.36	2506.27	0.00	-101.50	9996.60
10	2024.09.06 05:00	buy	4	0.10	2513.89	2503.92	0.00		
11	2024.09.06 15:30	modify	4	0.10	2513.89	2513.92	0.00		
12	2024.09.06 16:06	s/l	4	0.10	2513.47	2513.92	0.00	-4.30	9992.30
13	2024.09.09 05:00	sell	5	0.10	2497.54	2507.63	0.00		
14	2024.09.09 08:51	modify	5	0.10	2497.54	2497.63	0.00		
15	2024.09.09 12:42	s/l	5	0.10	2497.67	2497.63	0.00	-1.40	9990.90
16	2024.09.10 05:00	buy	6	0.10	2503.85	2493.94	0.00		
17	2024.09.10 15:57	modify	6	0.10	2503.85	2503.94	0.00		
18	2024.09.10 17:14	s/l	6	0.10	2503.70	2503.94	0.00	-1.60	9989.30
19	2024.09.11 05:00	buy	7	0.10	2518.65	2508.69	0.00		
20	2024.09.11 09:40	modify	7	0.10	2518.65	2518.69	0.00		
21	2024.09.11 15:12	s/l	7	0.10	2518.73	2518.69	0.00	0.70	9990.00
22	2024.09.12 05:00	buy	8	0.10	2513.27	2503.25	0.00		
23	2024.09.12 15:20	modify	8	0.10	2513.27	2513.25	0.00		
24	2024.09.12 15:46	modify	8	0.10	2513.27	2523.25	0.00		
25	2024.09.12 16:00	s/l	8	0.10	2523.24	2523.25	0.00	99.60	10089.60
26	2024.09.13 05:00	buy	9	0.10	2563.35	2553.37	0.00		
27	2024.09.13 15:51	modify	9	0.10	2563.35	2563.37	0.00		
28	2024.09.13 16:43	modify	9	0.10	2563.35	2573.37	0.00		
29	2024.09.13 17:02	s/l	9	0.10	2573.33	2573.37	0.00	99.70	10189.30
30	2024.09.16 05:00	buy	10	0.10	2581.88	2571.80	0.00		
31	2024.09.17 12:53	s/l	10	0.10	2571.81	2571.80	0.00	-100.80	10088.50
32	2024.09.18 05:00	buy	11	0.10	2572.41	2562.37	0.00		
33	2024.09.18 21:00	modify	11	0.10	2572.41	2572.37	0.00		
34	2024.09.18 21:01	s/l	11	0.10	2572.21	2572.37	0.00	-2.10	10086.40
35	2024.09.19 05:00	sell	12	0.10	2555.10	2565.11	0.00		
36	2024.09.19 05:43	s/l	12	0.10	2565.22	2565.11	0.00	-101.30	9985.10
37	2024.09.19 05:43	buy	13	0.10	2565.13	2555.13	0.00		
38	2024.09.19 09:00	modify	13	0.10	2565.13	2565.13	0.00		
39	2024.09.19 11:00	modify	13	0.10	2565.13	2575.13	0.00		
40	2024.09.19 15:49	s/l	13	0.10	2575.20	2575.13	0.00	100.60	10085.70
41	2024.09.20 05:00	buy	14	0.10	2588.31	2578.32	0.00		
42	2024.09.20 09:24	modify	14	0.10	2588.31	2588.32	0.00		
43	2024.09.20 10:08	modify	14	0.10	2588.31	2598.32	0.00		
44	2024.09.20 15:26	modify	14	0.10	2588.31	2608.32	0.00		

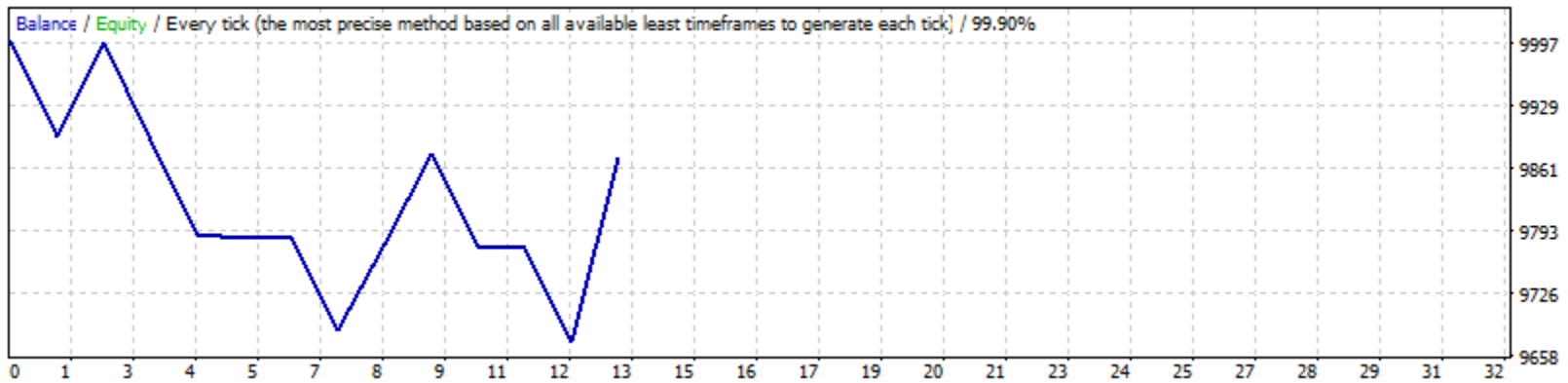
Tester Live 2024 Oktober TPF- Live (Build 1415)

Symbol XAUUSD.tp (Loco Gold)

Bars in test 1107 Ticks modelled 5286977 Modelling quality 99.90%
 Mismatched charts errors 0

Initial deposit 10000.00 Spread Current (23)
 Total net profit -127.30 Gross profit 490.30 Gross loss -617.60
 Profit factor 0.79 Expected payoff -9.79
 Absolute drawdown 356.90 Maximal drawdown 469.80 (4.65%) Relative drawdown 4.65% (469.80)

Total trades 13 Short positions (won %) 5 (20.00%) Long positions (won %) 8 (37.50%)
 Profit trades (% of total) 4 (30.77%) Loss trades (% of total) 9 (69.23%)
 Largest profit trade 198.60 loss trade -104.30
 Average profit trade 122.58 loss trade -68.62
 Maximum consecutive wins (profit in money) 2 (191.10) consecutive losses (loss in money) 5 (-310.30)
 Maximal consecutive profit (count of wins) 198.60 (1) consecutive loss (count of losses) -310.30 (5)
 Average consecutive wins 1 consecutive losses 3



#	Time	Type	Order	Size	Price	S / L	T / P	Profit	Balance
1	2024.10.02 05:00	buy	1	0.10	2660.79	2650.74	0.00		
2	2024.10.02 08:28	s/l	1	0.10	2650.43	2650.74	0.00	-103.70	9896.30
3	2024.10.03 05:00	sell	2	0.10	2658.16	2668.12	0.00		
4	2024.10.03 10:31	modify	2	0.10	2658.16	2658.12	0.00		
5	2024.10.03 17:00	modify	2	0.10	2658.16	2648.12	0.00		
6	2024.10.03 17:06	s/l	2	0.10	2648.09	2648.12	0.00	100.60	9996.90
7	2024.10.04 05:00	buy	3	0.10	2658.40	2648.35	0.00		
8	2024.10.04 15:30	s/l	3	0.10	2647.98	2648.35	0.00	-104.30	9892.60
9	2024.10.07 05:00	sell	4	0.10	2646.09	2656.06	0.00		
10	2024.10.07 11:11	s/l	4	0.10	2656.22	2656.06	0.00	-101.40	9791.20
11	2024.10.08 05:00	sell	5	0.10	2647.03	2657.12	0.00		
12	2024.10.08 05:30	modify	5	0.10	2647.03	2647.12	0.00		
13	2024.10.08 13:56	s/l	5	0.10	2647.50	2647.12	0.00	-4.80	9786.40
14	2024.10.09 05:00	sell	6	0.10	2619.89	2629.80	0.00		
15	2024.10.09 10:10	modify	6	0.10	2619.89	2619.80	0.00		
16	2024.10.09 13:43	s/l	6	0.10	2619.90	2619.80	0.00	-0.20	9786.20
17	2024.10.10 05:00	sell	7	0.10	2608.96	2618.92	0.00		
18	2024.10.10 14:01	s/l	7	0.10	2618.91	2618.92	0.00	-99.60	9686.60
19	2024.10.11 05:00	buy	8	0.10	2637.87	2627.85	0.00		
20	2024.10.11 15:20	modify	8	0.10	2637.87	2637.85	0.00		
21	2024.10.11 18:15	modify	8	0.10	2637.87	2647.85	0.00		
22	2024.10.14 01:01	s/l	8	0.10	2647.25	2647.85	0.00	93.70	9780.30
23	2024.10.14 05:00	buy	9	0.10	2646.17	2636.19	0.00		
24	2024.10.14 06:03	modify	9	0.10	2646.17	2646.19	0.00		
25	2024.10.14 09:27	modify	9	0.10	2646.17	2656.19	0.00		
26	2024.10.14 13:55	s/l	9	0.10	2655.92	2656.19	0.00	97.40	9877.70
27	2024.10.15 05:00	buy	10	0.10	2648.53	2638.45	0.00		
28	2024.10.15 08:30	s/l	10	0.10	2638.41	2638.45	0.00	-101.30	9776.40
29	2024.10.16 05:00	buy	11	0.10	2668.07	2658.03	0.00		
30	2024.10.16 11:51	modify	11	0.10	2668.07	2668.03	0.00		
31	2024.10.16 18:08	s/l	11	0.10	2667.98	2668.03	0.00	-1.00	9775.40
32	2024.10.17 05:00	buy	12	0.10	2683.16	2673.15	0.00		
33	2024.10.17 15:31	s/l	12	0.10	2673.04	2673.15	0.00	-101.30	9674.10
34	2024.10.18 05:00	buy	13	0.10	2704.71	2694.71	0.00		
35	2024.10.18 15:30	modify	13	0.10	2704.71	2704.71	0.00		
36	2024.10.21 02:40	modify	13	0.10	2704.71	2714.71	0.00		
37	2024.10.21 12:16	modify	13	0.10	2704.71	2724.71	0.00		
38	2024.10.21 17:45	s/l	13	0.10	2724.58	2724.71	0.00	198.60	9872.70

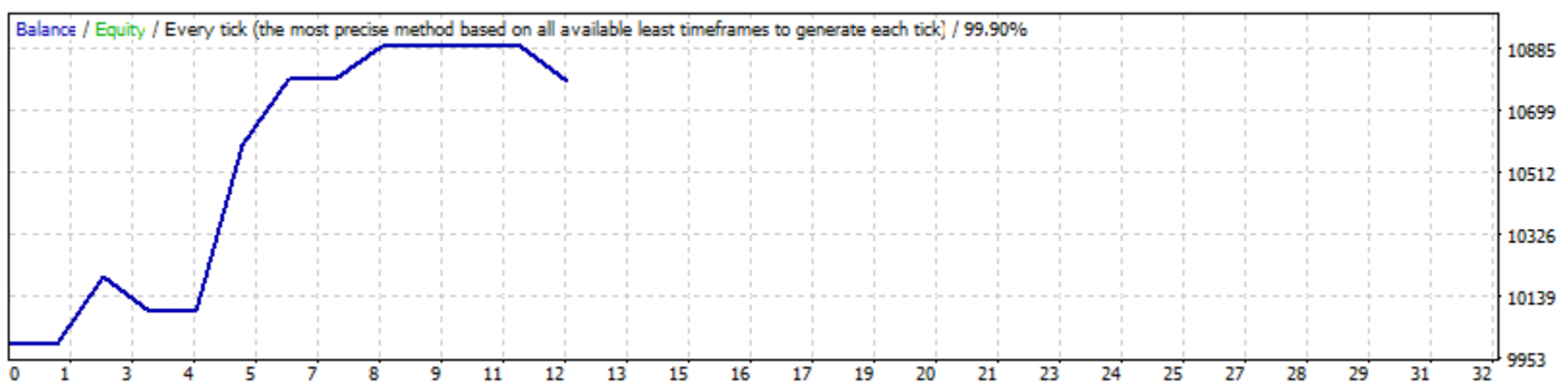
Tester Live 2024 November TPF- Live (Build 1415)

Symbol XAUUSD.tp (Loco Gold)

Bars in test 832 Ticks modelled 4647900 Modelling quality 99.90%
 Mismatched charts errors 0

Initial deposit 10000.00 Spread Current (31)
 Total net profit 791.50 Gross profit 998.30 Gross loss - 206.80
 Profit factor 4.83 Expected payoff 65.96
 Absolute drawdown 86.20 Maximal drawdown 296.40 (2.86%) Relative drawdown 2.86% (296.40)

Total trades 12 Short positions (won %) 10 (70.00%) Long positions (won %) 2 (0.00%)
 Profit trades (% of total) 7 (58.33%) Loss trades (% of total) 5 (41.67%)
 Largest profit trade 498.70 loss trade - 101.40
 Average profit trade 142.61 loss trade - 41.36
 Maximum consecutive wins (profit in money) 6 (798.10) consecutive losses (loss in money) 3 (- 103.20)
 Maximal consecutive profit (count of wins) 798.10 (6) consecutive loss (count of losses) - 103.20 (3)
 Average consecutive wins 4 consecutive losses 2



#	Time	Type	Order	Size	Price	S / L	T / P	Profit	Balance
1	2024.11.04 05:00	sell	1	0.10	2739.72	2749.77	0.00		
2	2024.11.05 04:35	modify	1	0.10	2739.72	2739.77	0.00		
3	2024.11.05 09:05	s/l	1	0.10	2739.93	2739.77	0.00	- 2.20	9997.80
4	2024.11.06 05:00	sell	2	0.10	2737.32	2747.28	0.00		
5	2024.11.06 08:25	modify	2	0.10	2737.32	2737.28	0.00		
6	2024.11.06 08:29	modify	2	0.10	2737.32	2727.28	0.00		
7	2024.11.06 08:35	modify	2	0.10	2737.32	2717.28	0.00		
8	2024.11.06 09:09	s/l	2	0.10	2717.29	2717.28	0.00	200.20	10198.00
9	2024.11.07 05:00	sell	3	0.10	2657.22	2667.27	0.00		
10	2024.11.07 09:25	s/l	3	0.10	2667.35	2667.27	0.00	- 101.40	10096.60
11	2024.11.08 05:00	sell	4	0.10	2697.41	2707.38	0.00		
12	2024.11.08 08:25	modify	4	0.10	2697.41	2697.38	0.00		
13	2024.11.08 15:48	s/l	4	0.10	2697.38	2697.38	0.00	0.20	10096.80
14	2024.11.11 05:00	sell	5	0.10	2671.76	2681.85	0.00		
15	2024.11.11 12:58	modify	5	0.10	2671.76	2671.85	0.00		
16	2024.11.11 15:29	modify	5	0.10	2671.76	2661.85	0.00		
17	2024.11.11 15:35	modify	5	0.10	2671.76	2651.85	0.00		
18	2024.11.11 16:01	modify	5	0.10	2671.76	2641.85	0.00		
19	2024.11.11 16:38	modify	5	0.10	2671.76	2631.85	0.00		
20	2024.11.11 19:26	modify	5	0.10	2671.76	2621.85	0.00		
21	2024.11.11 22:04	s/l	5	0.10	2621.88	2621.85	0.00	498.70	10595.50
22	2024.11.12 05:00	sell	6	0.10	2621.93	2631.84	0.00		
23	2024.11.12 07:24	modify	6	0.10	2621.93	2621.84	0.00		
24	2024.11.12 09:24	modify	6	0.10	2621.93	2611.84	0.00		
25	2024.11.12 11:09	modify	6	0.10	2621.93	2601.84	0.00		
26	2024.11.12 14:01	s/l	6	0.10	2601.96	2601.84	0.00	199.60	10795.10
27	2024.11.13 05:00	sell	7	0.10	2612.07	2622.03	0.00		
28	2024.11.13 10:13	modify	7	0.10	2612.07	2612.03	0.00		
29	2024.11.13 14:00	s/l	7	0.10	2612.00	2612.03	0.00	0.60	10795.70
30	2024.11.14 05:00	sell	8	0.10	2560.39	2570.41	0.00		
31	2024.11.14 09:14	modify	8	0.10	2560.39	2560.41	0.00		
32	2024.11.14 11:51	modify	8	0.10	2560.39	2550.41	0.00		
33	2024.11.14 13:37	s/l	8	0.10	2550.51	2550.41	0.00	98.70	10894.40
34	2024.11.15 05:00	sell	9	0.10	2570.02	2580.00	0.00		
35	2024.11.15 07:58	modify	9	0.10	2570.02	2570.00	0.00		
36	2024.11.15 12:39	s/l	9	0.10	2569.98	2570.00	0.00	0.30	10894.70
37	2024.11.18 05:00	sell	10	0.10	2590.93	2601.01	0.00		
38	2024.11.18 08:06	modify	10	0.10	2590.93	2591.01	0.00		
39	2024.11.18 11:25	s/l	10	0.10	2591.03	2591.01	0.00	- 1.10	10893.60
40	2024.11.19 05:00	buy	11	0.10	2622.72	2612.68	0.00		
41	2024.11.19 11:33	modify	11	0.10	2622.72	2622.68	0.00		
42	2024.11.19 16:58	s/l	11	0.10	2622.65	2622.68	0.00	- 0.80	10892.80

43	2024.11.20 05:00	buy	12	0.10	2640.37	2630.36	0.00	
44	2024.11.20 08:19	s/l	12	0.10	2630.25	2630.36	0.00	-101.30 10791.50

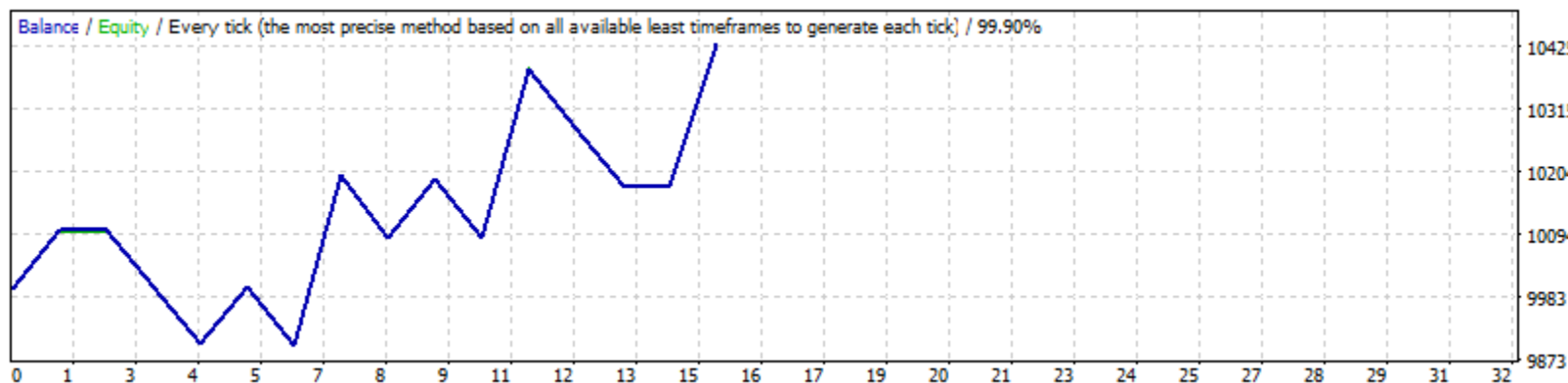
Tester Live 2024 Desember TPF- Live (Build 1415)

Symbol XAUUSD.tp (Loco Gold)

Bars in test 790 Ticks modelled 3995615 Modelling quality 99.90%
 Mismatched charts errors 0

Initial deposit 10000.00 Spread Current (31)
 Total net profit 430.60 Gross profit 1150.80 Gross loss -720.20
 Profit factor 1.60 Expected payoff 28.71
 Absolute drawdown 118.10 Maximal drawdown 423.30 (4.03%) Relative drawdown 4.03% (423.30)

Total trades 15 Short positions (won %) 4 (50.00%) Long positions (won %) 11 (45.45%)
 Profit trades (% of total) 7 (46.67%) Loss trades (% of total) 8 (53.33%)
 Largest profit trade 299.30 loss trade -108.10
 Average profit trade 164.40 loss trade -90.03
 Maximum consecutive wins (profit in money) 2 (101.10) consecutive losses (loss in money) 3 (-207.20)
 Maximal consecutive profit (count of wins) 299.30 (1) consecutive loss (count of losses) -207.20 (3)
 Average consecutive wins 1 consecutive losses 2



#	Time	Type	Order	Size	Price	S / L	T / P	Profit	Balance
1	2024.12.02 05:00	buy	1	0.10	2626.81	2616.83	0.00		
2	2024.12.02 11:28	modify	1	0.10	2626.81	2626.83	0.00		
3	2024.12.02 15:24	modify	1	0.10	2626.81	2636.83	0.00		
4	2024.12.02 20:03	s/l	1	0.10	2636.89	2636.83	0.00	100.70	10100.70
5	2024.12.03 05:00	buy	2	0.10	2637.29	2627.27	0.00		
6	2024.12.03 08:17	modify	2	0.10	2637.29	2637.27	0.00		
7	2024.12.03 17:20	s/l	2	0.10	2637.34	2637.27	0.00	0.40	10101.10
8	2024.12.04 05:00	buy	3	0.10	2645.97	2636.06	0.00		
9	2024.12.04 15:03	s/l	3	0.10	2636.10	2636.06	0.00	-98.80	10002.30
10	2024.12.05 05:00	buy	4	0.10	2646.62	2636.71	0.00		
11	2024.12.05 17:09	s/l	4	0.10	2636.71	2636.71	0.00	-99.20	9903.10
12	2024.12.06 05:00	buy	5	0.10	2625.53	2615.48	0.00		
13	2024.12.06 05:25	modify	5	0.10	2625.53	2625.48	0.00		
14	2024.12.06 11:07	modify	5	0.10	2625.53	2635.48	0.00		
15	2024.12.06 12:40	s/l	5	0.10	2635.56	2635.48	0.00	100.20	10003.30
16	2024.12.09 05:00	buy	6	0.10	2646.24	2636.23	0.00		
17	2024.12.09 06:28	s/l	6	0.10	2635.83	2636.23	0.00	-104.20	9899.10
18	2024.12.09 06:28	buy	7	0.10	2636.22	2626.20	0.00		
19	2024.12.09 09:22	modify	7	0.10	2636.22	2636.20	0.00		
20	2024.12.09 11:48	modify	7	0.10	2636.22	2646.20	0.00		
21	2024.12.09 15:58	modify	7	0.10	2636.22	2656.20	0.00		
22	2024.12.09 17:14	modify	7	0.10	2636.22	2666.20	0.00		
23	2024.12.09 18:36	s/l	7	0.10	2666.13	2666.20	0.00	299.00	10198.10
24	2024.12.10 05:00	sell	8	0.10	2668.79	2678.85	0.00		
25	2024.12.10 14:09	s/l	8	0.10	2679.59	2678.85	0.00	-108.10	10090.00
26	2024.12.11 05:00	sell	9	0.10	2699.07	2708.99	0.00		
27	2024.12.11 06:35	modify	9	0.10	2699.07	2698.99	0.00		
28	2024.12.11 07:04	modify	9	0.10	2699.07	2688.99	0.00		
29	2024.12.11 07:46	s/l	9	0.10	2689.03	2688.99	0.00	100.30	10190.30
30	2024.12.12 05:00	sell	10	0.10	2705.62	2715.71	0.00		
31	2024.12.12 07:39	s/l	10	0.10	2715.88	2715.71	0.00	-102.70	10087.60
32	2024.12.13 05:00	sell	11	0.10	2686.46	2696.44	0.00		
33	2024.12.13 10:57	modify	11	0.10	2686.46	2686.44	0.00		
34	2024.12.13 12:55	modify	11	0.10	2686.46	2676.44	0.00		
35	2024.12.13 17:24	modify	11	0.10	2686.46	2666.44	0.00		
36	2024.12.13 22:59	modify	11	0.10	2686.46	2656.44	0.00		
37	2024.12.16 10:17	s/l	11	0.10	2656.52	2656.44	0.00	299.30	10386.90
38	2024.12.17 05:00	buy	12	0.10	2655.20	2645.11	0.00		
39	2024.12.17 10:57	s/l	12	0.10	2644.85	2645.11	0.00	-103.60	10283.30
40	2024.12.18 05:00	buy	13	0.10	2647.60	2637.60	0.00		
41	2024.12.18 16:35	s/l	13	0.10	2637.57	2637.60	0.00	-100.40	10182.90
42	2024.12.19 05:00	buy	14	0.10	2612.28	2602.28	0.00		
43	2024.12.19 09:27	modify	14	0.10	2612.28	2612.28	0.00		
44	2024.12.19 14:21	s/l	14	0.10	2611.97	2612.28	0.00	-3.20	10179.70
45	2024.12.20 05:00	buy	15	0.10	2597.34	2587.25	0.00		

46	2024.12.20 09:06	modify	15	0.10	2597.34	2597.25	0.00		
47	2024.12.20 16:31	modify	15	0.10	2597.34	2607.25	0.00		
48	2024.12.20 17:31	modify	15	0.10	2597.34	2617.25	0.00		
49	2024.12.20 23:59	close at stop	15	0.10	2622.44	2617.25	0.00	250.90	10430.60

jan	feb	mar	apr	may	jun	jul	augst	sep	octo	nov	des	Hasil
-2,09%	-5,08%	9,90%	-0,12%	-3,14%	7,91%	7,78%	2,87%	2,86%	-1,27%	7,91%	4,30%	31,83%