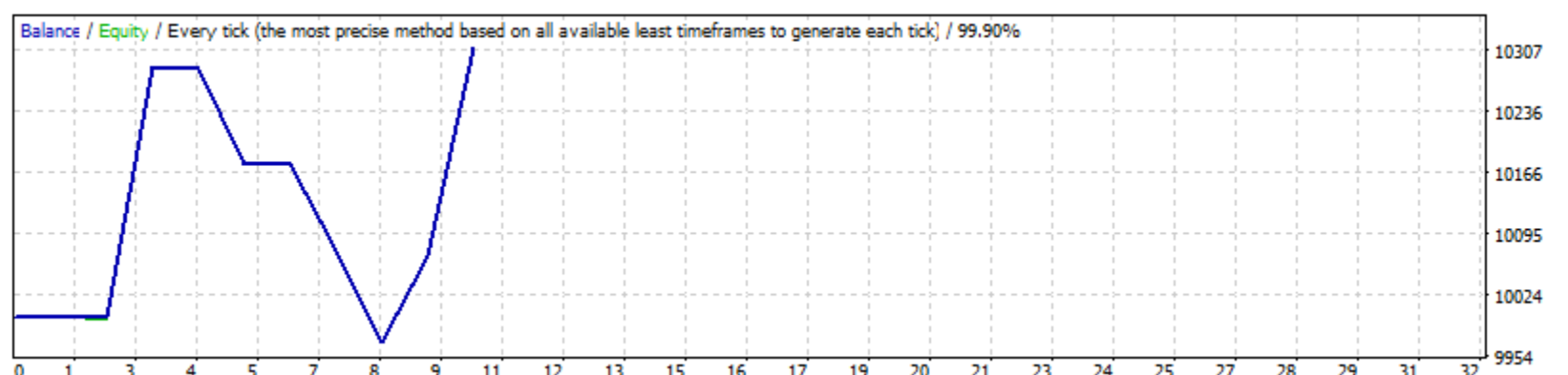


Tester Live 2023 Januari TPF-Live (Build 1415)

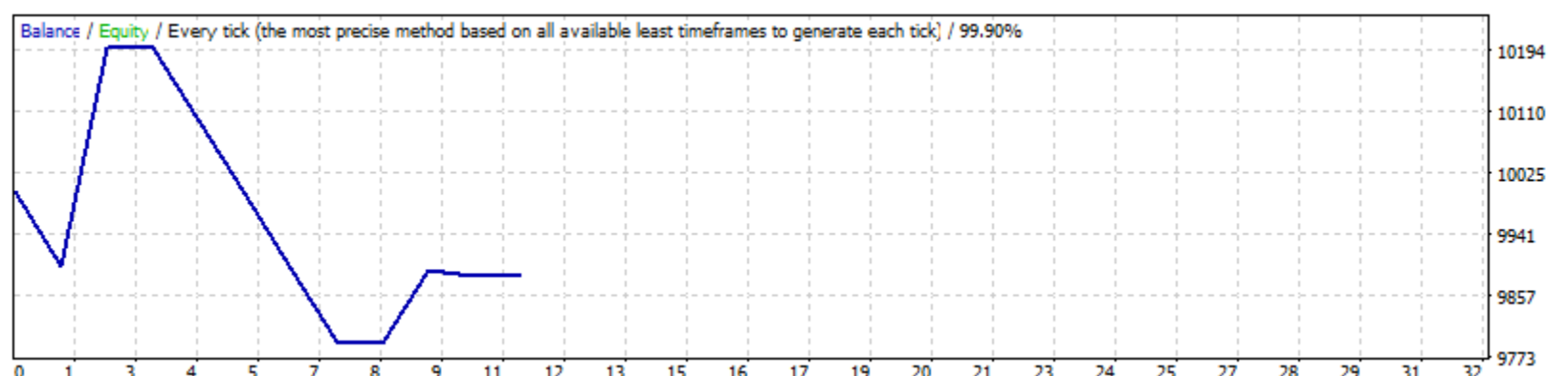
Symbol	XAUUSD.tp (Loco Gold)		
Bars in test	690 Ticks modelled	2358093 Modelling quality	99.90%
Mismatched charts errors	0		
Initial deposit	10000.00	Spread	Current (23)
Total net profit	310.30 Gross profit	629.98 Gross loss	-319.68
Profit factor	1.97 Expected payoff	31.03	
Absolute drawdown	107.50 Maximal drawdown	530.63 (5.09%) Relative drawdown	5.09% (530.63)
Total trades	10 Short positions (won %)	0 (0.00%) Long positions (won %)	10 (30.00%)
	Profit trades (% of total)	3 (30.00%) Loss trades (% of total)	7 (70.00%)
	Largest profit trade	290.48 loss trade	-109.80
	Average profit trade	209.99 loss trade	-45.67
	Maximum consecutive wins (profit in money)	2 (339.50) consecutive losses (loss in money)	5 (-317.72)
	Maximal consecutive profit (count of wins)	339.50 (2) consecutive loss (count of losses)	-317.72 (5)
	Average consecutive wins	2 consecutive losses	4



#	Time	Type	Order	Size	Price	S / L	T / P	Profit	Balance
1	2023.01.03 05:00	buy	1	0.10	1838.49	1828.46	0.00		
2	2023.01.03 09:33	modify	1	0.10	1838.49	1838.46	0.00		
3	2023.01.03 10:30	s/l	1	0.10	1838.40	1838.46	0.00	-1.00	9999.00
4	2023.01.04 05:00	buy	2	0.10	1845.86	1835.91	0.00		
5	2023.01.04 09:32	modify	2	0.10	1845.86	1845.91	0.00		
6	2023.01.05 10:06	s/l	2	0.10	1845.99	1845.91	0.00	-0.96	9998.04
7	2023.01.06 05:00	buy	3	0.10	1838.56	1828.51	0.00		
8	2023.01.06 15:44	modify	3	0.10	1838.56	1838.51	0.00		
9	2023.01.06 17:08	modify	3	0.10	1838.56	1848.51	0.00		
10	2023.01.06 20:49	modify	3	0.10	1838.56	1858.51	0.00		
11	2023.01.09 04:37	modify	3	0.10	1838.56	1868.51	0.00		
12	2023.01.10 02:25	s/l	3	0.10	1868.49	1868.51	0.00	290.48	10288.52
13	2023.01.10 05:00	buy	4	0.10	1872.86	1862.95	0.00		
14	2023.01.11 07:36	modify	4	0.10	1872.86	1872.95	0.00		
15	2023.01.11 16:46	s/l	4	0.10	1872.87	1872.95	0.00	-2.19	10286.33
16	2023.01.12 05:00	buy	5	0.10	1883.89	1873.89	0.00		
17	2023.01.12 15:30	s/l	5	0.10	1872.92	1873.89	0.00	-109.80	10176.53
18	2023.01.13 05:00	buy	6	0.10	1898.27	1888.27	0.00		
19	2023.01.13 10:43	modify	6	0.10	1898.27	1898.27	0.00		
20	2023.01.13 14:25	s/l	6	0.10	1898.21	1898.27	0.00	-0.70	10175.83
21	2023.01.16 05:00	buy	7	0.10	1928.49	1918.48	0.00		
22	2023.01.16 07:46	s/l	7	0.10	1918.44	1918.48	0.00	-100.60	10075.23
23	2023.01.17 05:00	buy	8	0.10	1910.88	1900.79	0.00		
24	2023.01.18 04:41	s/l	8	0.10	1900.67	1900.79	0.00	-104.43	9970.80
25	2023.01.18 05:00	buy	9	0.10	1904.32	1894.25	0.00		
26	2023.01.18 10:17	modify	9	0.10	1904.32	1904.25	0.00		
27	2023.01.18 15:31	modify	9	0.10	1904.32	1914.25	0.00		
28	2023.01.18 17:39	s/l	9	0.10	1914.27	1914.25	0.00	99.40	10070.20
29	2023.01.19 05:00	buy	10	0.10	1907.19	1897.23	0.00		
30	2023.01.19 16:20	modify	10	0.10	1907.19	1907.23	0.00		
31	2023.01.19 21:25	modify	10	0.10	1907.19	1917.23	0.00		
32	2023.01.19 23:59	close at stop	10	0.10	1931.21	1917.23	0.00	240.10	10310.30

Tester Live 2023 Februari TPF-Live (Build 1415)

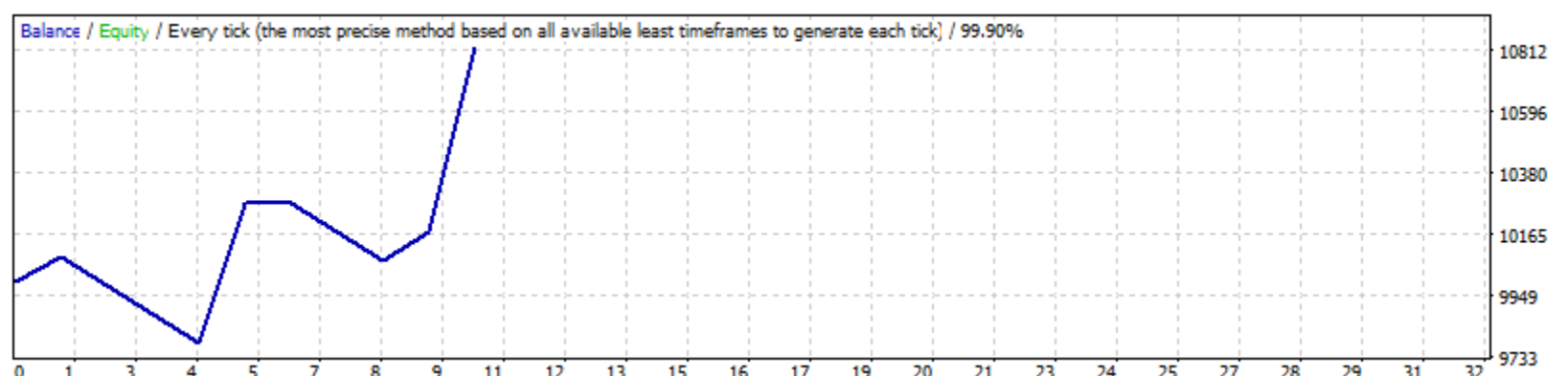
Symbol	XAUUSD.tp (Loco Gold)		
Bars in test	650 Ticks modelled	2067152 Modelling quality	99.90%
Mismatched charts errors	0		
Initial deposit	10000.00	Spread	Current (69)
Total net profit	-115.72 Gross profit	400.42 Gross loss	-516.14
Profit factor	0.78 Expected payoff	-10.52	
Absolute drawdown	262.94 Maximal drawdown	566.34 (5.50%) Relative drawdown	5.50% (566.34)
Total trades	11 Short positions (won %)	10 (30.00%) Long positions (won %)	1 (0.00%)
	Profit trades (% of total)	3 (27.27%) Loss trades (% of total)	8 (72.73%)
	Largest profit trade	300.80 loss trade	-102.70
	Average profit trade	133.47 loss trade	-64.52
	Maximum consecutive wins (profit in money)	2 (300.86) consecutive losses (loss in money)	5 (-405.24)
	Maximal consecutive profit (count of wins)	300.86 (2) consecutive loss (count of losses)	-405.24 (5)
	Average consecutive wins	2 consecutive losses	3



#	Time	Type	Order	Size	Price	S / L	T / P	Profit	Balance
1	2023.02.02 05:00	buy	1	0.10	1952.89	1942.86	0.00		
2	2023.02.02 16:35	s/l	1	0.10	1942.63	1942.86	0.00	-102.70	9897.30
3	2023.02.03 05:00	sell	2	0.10	1916.38	1926.33	0.00		
4	2023.02.03 15:30	modify	2	0.10	1916.38	1916.33	0.00		
5	2023.02.03 15:34	modify	2	0.10	1916.38	1906.33	0.00		
6	2023.02.03 15:45	modify	2	0.10	1916.38	1896.33	0.00		
7	2023.02.03 16:19	modify	2	0.10	1916.38	1886.33	0.00		
8	2023.02.03 16:36	s/l	2	0.10	1886.29	1886.33	0.00	300.80	10198.10
9	2023.02.06 05:00	sell	3	0.10	1873.36	1883.41	0.00		
10	2023.02.06 17:49	modify	3	0.10	1873.36	1873.41	0.00		
11	2023.02.07 03:53	s/l	3	0.10	1873.38	1873.41	0.00	0.06	10198.16
12	2023.02.07 05:00	sell	4	0.10	1874.41	1884.32	0.00		
13	2023.02.07 19:47	s/l	4	0.10	1884.42	1884.32	0.00	-100.20	10097.96
14	2023.02.08 05:00	sell	5	0.10	1876.83	1886.83	0.00		
15	2023.02.08 09:59	s/l	5	0.10	1886.87	1886.83	0.00	-100.50	9997.46
16	2023.02.09 05:00	sell	6	0.10	1879.14	1889.14	0.00		
17	2023.02.09 15:53	s/l	6	0.10	1889.31	1889.14	0.00	-101.80	9895.66
18	2023.02.10 05:00	sell	7	0.10	1859.91	1869.92	0.00		
19	2023.02.10 10:06	s/l	7	0.10	1870.03	1869.92	0.00	-101.30	9794.36
20	2023.02.13 05:00	sell	8	0.10	1861.37	1871.46	0.00		
21	2023.02.13 18:57	modify	8	0.10	1861.37	1861.46	0.00		
22	2023.02.14 08:32	s/l	8	0.10	1861.54	1861.46	0.00	-1.44	9792.92
23	2023.02.15 05:00	sell	9	0.10	1851.96	1862.03	0.00		
24	2023.02.15 08:44	modify	9	0.10	1851.96	1852.03	0.00		
25	2023.02.15 10:17	modify	9	0.10	1851.96	1842.03	0.00		
26	2023.02.16 03:32	s/l	9	0.10	1842.03	1842.03	0.00	99.56	9892.48
27	2023.02.16 05:00	sell	10	0.10	1842.17	1852.13	0.00		
28	2023.02.16 15:30	modify	10	0.10	1842.17	1842.13	0.00		
29	2023.02.16 18:47	s/l	10	0.10	1842.85	1842.13	0.00	-6.90	9885.58
30	2023.02.17 05:00	sell	11	0.10	1829.34	1839.34	0.00		
31	2023.02.17 10:36	modify	11	0.10	1829.34	1829.34	0.00		
32	2023.02.17 14:46	s/l	11	0.10	1829.46	1829.34	0.00	-1.30	9884.28

Tester Live 2023 Maret TPF-Live (Build 1415)

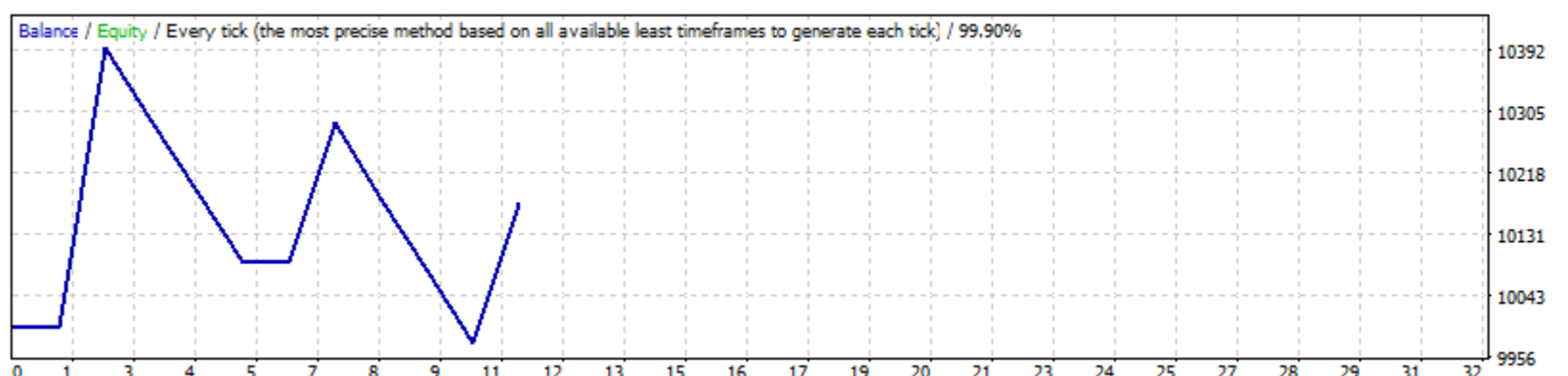
Symbol	XAUUSD.tp (Loco Gold)		
Bars in test	650 Ticks modelled	2422356 Modelling quality	99.90%
Mismatched charts errors	0		
Initial deposit	10000.00	Spread	Current (23)
Total net profit	822.66 Gross profit	1329.66 Gross loss	-507.00
Profit factor	2.62 Expected payoff	82.27	
Absolute drawdown	234.19 Maximal drawdown	460.45 (4.50%) Relative drawdown	4.50% (460.45)
Total trades	10 Short positions (won %)	2 (0.00%) Long positions (won %)	8 (50.00%)
	Profit trades (% of total)	4 (40.00%) Loss trades (% of total)	6 (60.00%)
	Largest profit trade	648.70 loss trade	-102.70
	Average profit trade	332.41 loss trade	-84.50
	Maximum consecutive wins (profit in money)	2 (748.10) consecutive losses (loss in money)	3 (-302.90)
	Maximal consecutive profit (count of wins)	748.10 (2) consecutive loss (count of losses)	-302.90 (3)
	Average consecutive wins	1 consecutive losses	3



#	Time	Type	Order	Size	Price	S / L	T / P	Profit	Balance
1	2023.03.02 05:00	buy	1	0.10	1834.67	1824.64	0.00		
2	2023.03.03 09:05	modify	1	0.10	1834.67	1834.64	0.00		
3	2023.03.03 22:04	modify	1	0.10	1834.67	1844.64	0.00		
4	2023.03.07 02:12	s/l	1	0.10	1844.57	1844.64	0.00	88.11	10088.11
5	2023.03.07 05:00	buy	2	0.10	1849.25	1839.30	0.00		
6	2023.03.07 14:31	s/l	2	0.10	1839.31	1839.30	0.00	-99.50	9988.61
7	2023.03.08 05:00	sell	3	0.10	1810.86	1820.91	0.00		
8	2023.03.08 16:51	s/l	3	0.10	1820.96	1820.91	0.00	-101.10	9887.51
9	2023.03.09 05:00	sell	4	0.10	1813.10	1823.01	0.00		
10	2023.03.09 15:40	s/l	4	0.10	1823.32	1823.01	0.00	-102.30	9785.21
11	2023.03.10 05:00	buy	5	0.10	1829.61	1819.61	0.00		
12	2023.03.10 15:30	modify	5	0.10	1829.61	1829.61	0.00		
13	2023.03.10 16:27	modify	5	0.10	1829.61	1839.61	0.00		
14	2023.03.10 16:58	modify	5	0.10	1829.61	1849.61	0.00		
15	2023.03.10 22:57	modify	5	0.10	1829.61	1859.61	0.00		
16	2023.03.13 01:00	modify	5	0.10	1829.61	1869.61	0.00		
17	2023.03.13 01:05	modify	5	0.10	1829.61	1879.61	0.00		
18	2023.03.13 01:46	s/l	5	0.10	1879.62	1879.61	0.00	493.45	10278.66
19	2023.03.13 05:00	buy	6	0.10	1873.15	1863.15	0.00		
20	2023.03.13 05:32	modify	6	0.10	1873.15	1873.15	0.00		
21	2023.03.13 10:00	s/l	6	0.10	1873.09	1873.15	0.00	-0.70	10277.96
22	2023.03.14 05:00	buy	7	0.10	1906.22	1896.21	0.00		
23	2023.03.14 16:48	s/l	7	0.10	1896.16	1896.21	0.00	-100.70	10177.26
24	2023.03.15 05:00	buy	8	0.10	1903.90	1893.81	0.00		
25	2023.03.15 11:02	s/l	8	0.10	1893.64	1893.81	0.00	-102.70	10074.56
26	2023.03.16 05:00	buy	9	0.10	1911.30	1901.23	0.00		
27	2023.03.16 11:15	modify	9	0.10	1911.30	1911.23	0.00		
28	2023.03.16 15:22	modify	9	0.10	1911.30	1921.23	0.00		
29	2023.03.16 17:55	s/l	9	0.10	1921.25	1921.23	0.00	99.40	10173.96
30	2023.03.17 05:00	buy	10	0.10	1922.92	1912.96	0.00		
31	2023.03.17 09:53	modify	10	0.10	1922.92	1922.96	0.00		
32	2023.03.17 15:30	modify	10	0.10	1922.92	1932.96	0.00		
33	2023.03.17 17:00	modify	10	0.10	1922.92	1942.96	0.00		
34	2023.03.17 17:51	modify	10	0.10	1922.92	1952.96	0.00		
35	2023.03.17 20:52	modify	10	0.10	1922.92	1962.96	0.00		
36	2023.03.17 21:49	modify	10	0.10	1922.92	1972.96	0.00		
37	2023.03.17 23:59	close at stop	10	0.10	1987.80	1972.96	0.00	648.70	10822.66

Tester Live 2023 April TPF-Live (Build 1415)

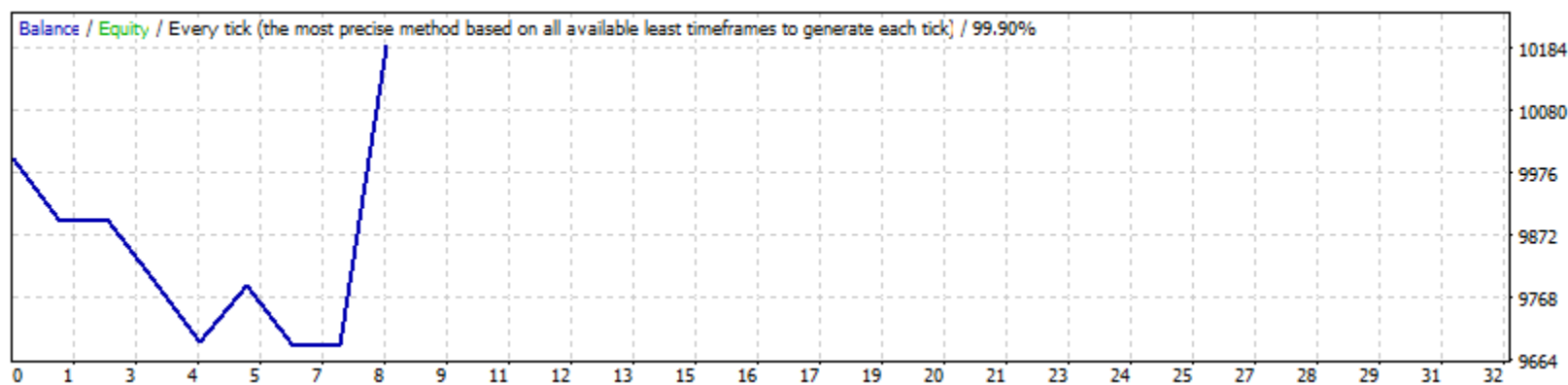
Symbol	XAUUSD.tp (Loco Gold)		
Bars in test	652 Ticks modelled	1815701 Modelling quality	99.90%
Mismatched charts errors	0		
Initial deposit	10000.00	Spread	Current (23)
Total net profit	175.94 Gross profit	795.74 Gross loss	-619.80
Profit factor	1.28 Expected payoff	15.99	
Absolute drawdown	60.86 Maximal drawdown	593.60 (5.64%) Relative drawdown	5.64% (593.60)
Total trades	11 Short positions (won %)	5 (20.00%) Long positions (won %)	6 (33.33%)
	Profit trades (% of total)	3 (27.27%) Loss trades (% of total)	8 (72.73%)
	Largest profit trade	397.94 loss trade	-109.10
	Average profit trade	265.25 loss trade	-77.47
	Maximum consecutive wins (profit in money)	1 (397.94) consecutive losses (loss in money)	4 (-305.00)
	Maximal consecutive profit (count of wins)	397.94 (1) consecutive loss (count of losses)	-313.30 (3)
	Average consecutive wins	1 consecutive losses	3



#	Time	Type	Order	Size	Price	S / L	T / P	Profit	Balance
1	2023.04.03 05:00	sell	1	0.10	1960.20	1970.23	0.00		
2	2023.04.03 06:18	modify	1	0.10	1960.20	1960.23	0.00		
3	2023.04.03 10:18	s/l	1	0.10	1960.34	1960.23	0.00	-1.50	9998.50
4	2023.04.04 05:00	buy	2	0.10	1978.30	1968.35	0.00		
5	2023.04.04 16:30	modify	2	0.10	1978.30	1978.35	0.00		
6	2023.04.04 17:00	modify	2	0.10	1978.30	1988.35	0.00		
7	2023.04.04 17:07	modify	2	0.10	1978.30	1998.35	0.00		
8	2023.04.04 17:15	modify	2	0.10	1978.30	2008.35	0.00		
9	2023.04.05 10:33	modify	2	0.10	1978.30	2018.35	0.00		
10	2023.04.05 17:32	s/l	2	0.10	2018.34	2018.35	0.00	397.94	10396.44
11	2023.04.06 05:00	buy	3	0.10	2012.84	2002.79	0.00		
12	2023.04.06 16:56	s/l	3	0.10	2002.51	2002.79	0.00	-103.40	10293.04
13	2023.04.10 05:00	buy	4	0.10	1997.09	1987.18	0.00		
14	2023.04.10 16:07	s/l	4	0.10	1986.98	1987.18	0.00	-101.20	10191.84
15	2023.04.11 05:00	sell	5	0.10	1991.08	2001.08	0.00		
16	2023.04.11 08:18	s/l	5	0.10	2001.06	2001.08	0.00	-99.90	10091.94
17	2023.04.12 05:00	buy	6	0.10	2014.87	2004.87	0.00		
18	2023.04.12 15:34	modify	6	0.10	2014.87	2014.87	0.00		
19	2023.04.12 16:32	s/l	6	0.10	2014.83	2014.87	0.00	-0.50	10091.44
20	2023.04.13 05:00	buy	7	0.10	2018.06	2008.05	0.00		
21	2023.04.13 11:19	modify	7	0.10	2018.06	2018.05	0.00		
22	2023.04.13 15:44	modify	7	0.10	2018.06	2028.05	0.00		
23	2023.04.13 17:00	modify	7	0.10	2018.06	2038.05	0.00		
24	2023.04.13 17:38	s/l	7	0.10	2037.97	2038.05	0.00	199.00	10290.44
25	2023.04.14 05:00	buy	8	0.10	2046.20	2036.11	0.00		
26	2023.04.14 11:07	s/l	8	0.10	2035.30	2036.11	0.00	-109.10	10181.34
27	2023.04.17 05:00	sell	9	0.10	2003.04	2013.11	0.00		
28	2023.04.17 09:08	s/l	9	0.10	2013.09	2013.11	0.00	-100.60	10080.74
29	2023.04.18 05:00	sell	10	0.10	1997.67	2007.63	0.00		
30	2023.04.18 17:09	s/l	10	0.10	2008.02	2007.63	0.00	-103.60	9977.14
31	2023.04.19 05:00	sell	11	0.10	2003.27	2013.27	0.00		
32	2023.04.19 09:15	modify	11	0.10	2003.27	2003.27	0.00		
33	2023.04.19 11:38	modify	11	0.10	2003.27	1993.27	0.00		
34	2023.04.19 12:39	modify	11	0.10	2003.27	1983.27	0.00		
35	2023.04.19 16:03	s/l	11	0.10	1983.38	1983.27	0.00	198.80	10175.94

Tester Live 2023 Mei TPF-Live (Build 1415)

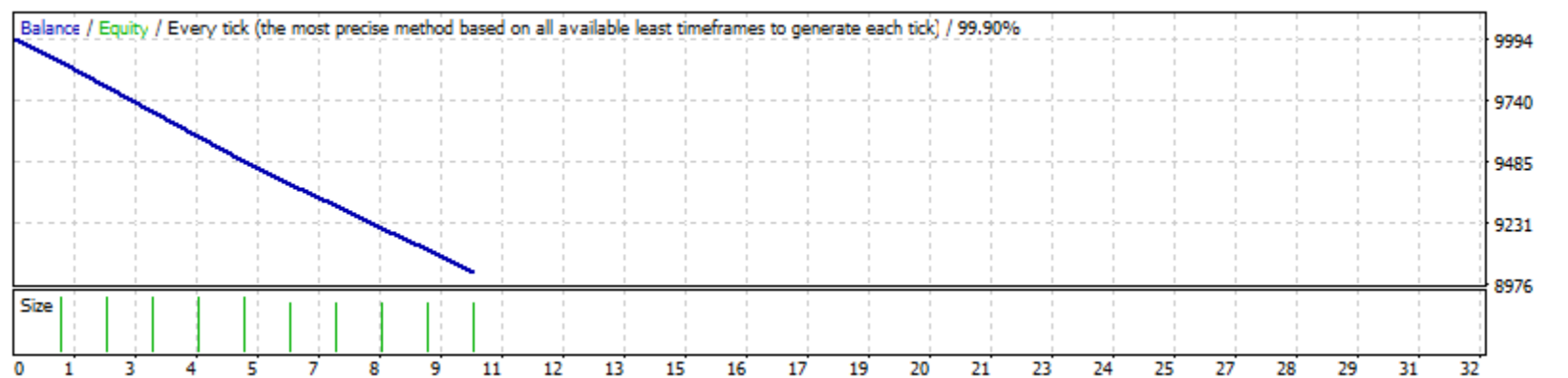
Symbol	XAUUSD.tp (Loco Gold)		
Bars in test	740 Ticks modelled	2585517 Modelling quality	99.90%
Mismatched charts errors	0		
Initial deposit	10000.00	Spread	Current (23)
Total net profit	188.91 Gross profit	595.61 Gross loss	-406.70
Profit factor	1.46 Expected payoff	23.61	
Absolute drawdown	359.93 Maximal drawdown	448.23 (4.44%) Relative drawdown	4.44% (448.23)
Total trades	8 Short positions (won %)	3 (33.33%) Long positions (won %)	5 (40.00%)
	Profit trades (% of total)	3 (37.50%) Loss trades (% of total)	5 (62.50%)
	Largest profit trade	499.44 loss trade	-103.30
	Average profit trade	198.54 loss trade	-81.34
	Maximum consecutive wins (profit in money)	1 (499.44) consecutive losses (loss in money)	2 (-203.80)
	Maximal consecutive profit (count of wins)	499.44 (1) consecutive loss (count of losses)	-203.80 (2)
	Average consecutive wins	1 consecutive losses	2



#	Time	Type	Order	Size	Price	S / L	T / P	Profit	Balance
1	2023.05.02 05:00	sell	1	0.10	1983.12	1993.15	0.00		
2	2023.05.02 17:00	s/l	1	0.10	1993.27	1993.15	0.00	-101.60	9898.40
3	2023.05.03 05:00	buy	2	0.10	2016.94	2006.99	0.00		
4	2023.05.03 18:27	modify	2	0.10	2016.94	2016.99	0.00		
5	2023.05.03 21:35	s/l	2	0.10	2017.04	2016.99	0.00	0.90	9899.30
6	2023.05.04 05:00	buy	3	0.10	2044.63	2034.58	0.00		
7	2023.05.04 10:07	s/l	3	0.10	2034.59	2034.58	0.00	-100.50	9798.80
8	2023.05.05 05:00	buy	4	0.10	2052.00	2042.09	0.00		
9	2023.05.05 10:23	s/l	4	0.10	2041.68	2042.09	0.00	-103.30	9695.50
10	2023.05.08 05:00	buy	5	0.10	2017.22	2007.22	0.00		
11	2023.05.08 18:29	modify	5	0.10	2017.22	2017.22	0.00		
12	2023.05.09 20:33	modify	5	0.10	2017.22	2027.22	0.00		
13	2023.05.10 11:33	s/l	5	0.10	2027.23	2027.22	0.00	95.27	9790.77
14	2023.05.11 05:00	buy	6	0.10	2033.69	2023.69	0.00		
15	2023.05.11 10:09	s/l	6	0.10	2023.66	2023.69	0.00	-100.40	9690.37
16	2023.05.12 05:00	sell	7	0.10	2011.95	2021.96	0.00		
17	2023.05.12 12:43	modify	7	0.10	2011.95	2011.96	0.00		
18	2023.05.12 15:41	s/l	7	0.10	2012.03	2011.96	0.00	-0.90	9689.47
19	2023.05.15 05:00	sell	8	0.10	2017.41	2027.50	0.00		
20	2023.05.16 09:21	modify	8	0.10	2017.41	2017.50	0.00		
21	2023.05.16 18:37	modify	8	0.10	2017.41	2007.50	0.00		
22	2023.05.16 19:59	modify	8	0.10	2017.41	1997.50	0.00		
23	2023.05.17 16:56	modify	8	0.10	2017.41	1987.50	0.00		
24	2023.05.18 15:33	modify	8	0.10	2017.41	1977.50	0.00		
25	2023.05.18 16:35	modify	8	0.10	2017.41	1967.50	0.00		
26	2023.05.19 09:27	s/l	8	0.10	1967.61	1967.50	0.00	499.44	10188.91

Tester Live 2023 Juni TPF-Live (Build 1415)

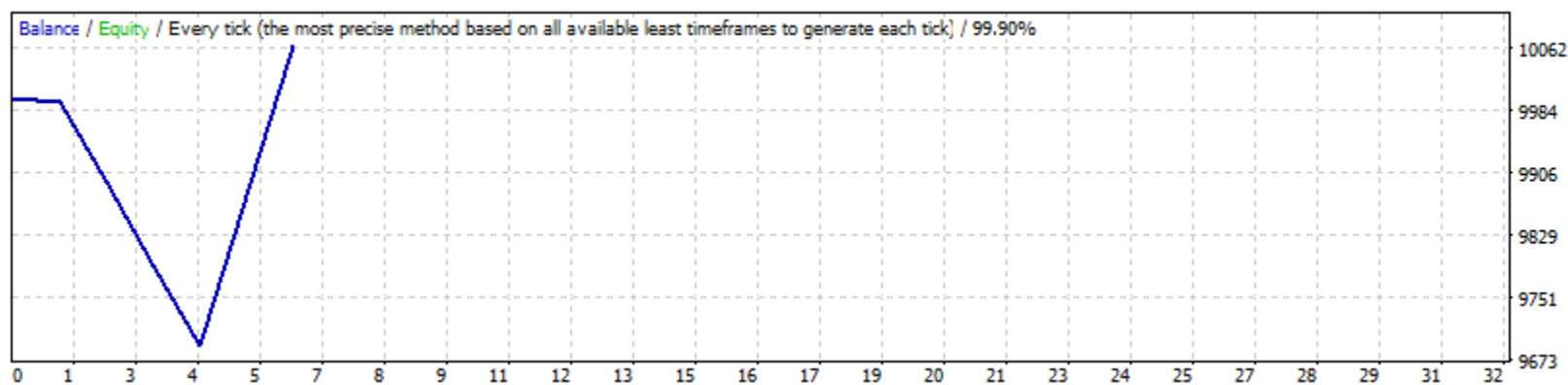
Symbol	XAUUSD.tp (Loco Gold)		
Bars in test	643 Ticks modelled	1634165 Modelling quality	99.90%
Mismatched charts errors	0		
Initial deposit	10000.00	Spread	Current (23)
Total net profit	-975.00 Gross profit	0.00 Gross loss	-975.00
Profit factor	0.00 Expected payoff	-97.50	
Absolute drawdown	975.00 Maximal drawdown	1032.60 (10.27%) Relative drawdown	10.27% (1032.60)
Total trades	10 Short positions (won %)	6 (0.00%) Long positions (won %)	4 (0.00%)
	Profit trades (% of total)	0 (0.00%) Loss trades (% of total)	10 (100.00%)
	Largest profit trade	0.00 loss trade	-106.76
	Average profit trade	0.00 loss trade	-97.50
	Maximum consecutive wins (profit in money)	0 (0.00) consecutive losses (loss in money)	10 (-975.00)
	Maximal consecutive profit (count of wins)	0.00 (0) consecutive loss (count of losses)	-975.00 (10)
	Average consecutive wins	0 consecutive losses	10



#	Time	Type	Order	Size	Price	S / L	T / P	Profit	Balance
1	2023.06.02 05:00	buy	1	0.10	1977.55	1967.52	0.00		
2	2023.06.02 16:40	s/l	1	0.10	1967.43	1967.52	0.00	-101.30	9898.70
3	2023.06.05 05:00	sell	2	0.10	1947.45	1957.40	0.00		
4	2023.06.05 17:02	s/l	2	0.10	1957.33	1957.40	0.00	-98.90	9799.80
5	2023.06.06 05:00	buy	3	0.10	1960.69	1950.64	0.00		
6	2023.06.07 18:44	s/l	3	0.10	1950.45	1950.64	0.00	-104.79	9695.01
7	2023.06.08 05:00	sell	4	0.10	1945.90	1955.81	0.00		
8	2023.06.08 15:36	s/l	4	0.10	1955.96	1955.81	0.00	-100.70	9594.31
9	2023.06.09 05:00	buy	5	0.10	1964.57	1954.57	0.00		
10	2023.06.12 05:38	s/l	5	0.10	1954.59	1954.57	0.00	-106.76	9487.55
11	2023.06.12 05:38	sell	6	0.09	1954.57	1964.57	0.00		
12	2023.06.12 11:24	s/l	6	0.09	1964.65	1964.57	0.00	-90.81	9396.74
13	2023.06.13 05:00	sell	7	0.09	1956.86	1966.87	0.00		
14	2023.06.13 15:30	s/l	7	0.09	1967.04	1966.87	0.00	-91.71	9305.03
15	2023.06.14 05:00	sell	8	0.09	1946.75	1956.84	0.00		
16	2023.06.14 15:43	s/l	8	0.09	1956.92	1956.84	0.00	-91.62	9213.41
17	2023.06.15 05:00	sell	9	0.09	1933.18	1943.25	0.00		
18	2023.06.15 16:27	s/l	9	0.09	1943.38	1943.25	0.00	-91.89	9121.52
19	2023.06.16 05:00	buy	10	0.09	1959.42	1949.46	0.00		
20	2023.06.19 13:51	s/l	10	0.09	1949.39	1949.46	0.00	-96.53	9025.00

Tester Live 2023 Juli TPF-Live (Build 1415)

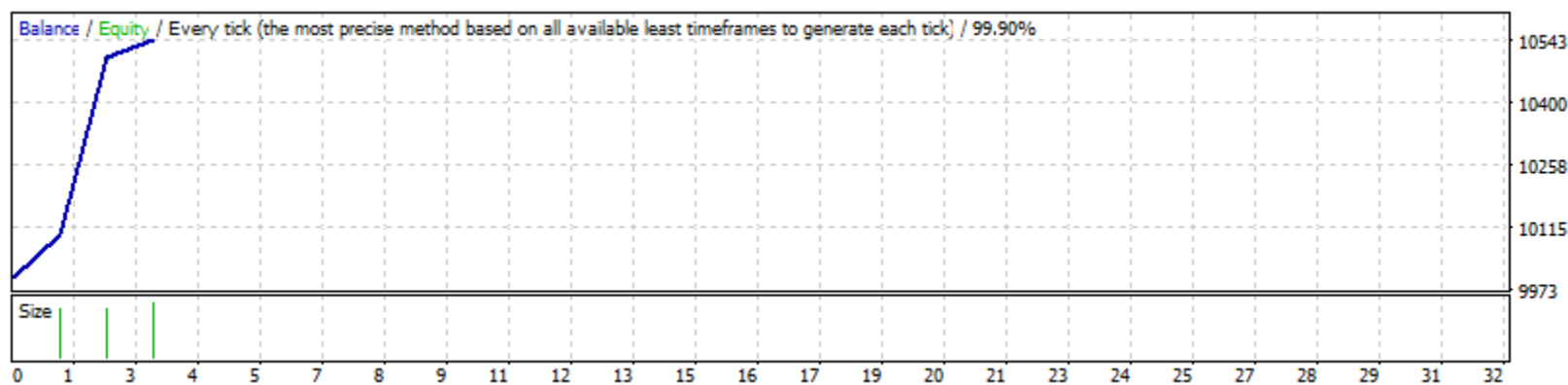
Symbol	XAUUSD.tp (Loco Gold)		
Bars in test	693 Ticks modelled	1684478 Modelling quality	99.90%
Mismatched charts errors	0		
Initial deposit	10000.00	Spread	Current (23)
Total net profit	65.54 Gross profit	373.73 Gross loss	-308.19
Profit factor	1.21 Expected payoff	10.92	
Absolute drawdown	317.99 Maximal drawdown	487.70 (4.80%) Relative drawdown	4.80% (487.70)
Total trades	6 Short positions (won %)	1 (0.00%) Long positions (won %)	5 (40.00%)
	Profit trades (% of total)	2 (33.33%) Loss trades (% of total)	4 (66.67%)
	Largest profit trade	187.39 loss trade	-104.00
	Average profit trade	186.86 loss trade	-77.05
	Maximum consecutive wins (profit in money)	2 (373.73) consecutive losses (loss in money)	4 (-308.19)
	Maximal consecutive profit (count of wins)	373.73 (2) consecutive loss (count of losses)	-308.19 (4)
	Average consecutive wins	2 consecutive losses	4



#	Time	Type	Order	Size	Price	S / L	T / P	Profit	Balance
1	2023.07.03 05:00	buy	1	0.10	1917.48	1907.45	0.00		
2	2023.07.03 17:00	modify	1	0.10	1917.48	1917.45	0.00		
3	2023.07.05 21:17	s/l	1	0.10	1917.41	1917.45	0.00	-5.29	9994.71
4	2023.07.06 05:00	buy	2	0.10	1919.60	1909.65	0.00		
5	2023.07.06 15:23	s/l	2	0.10	1909.73	1909.65	0.00	-98.80	9895.91
6	2023.07.07 05:00	sell	3	0.10	1910.49	1920.54	0.00		
7	2023.07.07 15:29	s/l	3	0.10	1920.88	1920.54	0.00	-104.00	9791.91
8	2023.07.10 05:00	buy	4	0.10	1925.03	1915.12	0.00		
9	2023.07.10 15:42	s/l	4	0.10	1915.03	1915.12	0.00	-100.10	9691.81
10	2023.07.11 05:00	buy	5	0.10	1925.68	1915.68	0.00		
11	2023.07.11 09:40	modify	5	0.10	1925.68	1925.68	0.00		
12	2023.07.12 15:31	modify	5	0.10	1925.68	1935.68	0.00		
13	2023.07.12 16:50	modify	5	0.10	1925.68	1945.68	0.00		
14	2023.07.17 16:44	s/l	5	0.10	1945.69	1945.68	0.00	186.34	9878.15
15	2023.07.18 05:00	buy	6	0.10	1957.32	1947.32	0.00		
16	2023.07.18 14:16	modify	6	0.10	1957.32	1957.32	0.00		
17	2023.07.18 17:09	modify	6	0.10	1957.32	1967.32	0.00		
18	2023.07.19 23:59	close at stop	6	0.10	1976.30	1967.32	0.00	187.39	10065.54

Tester Live 2023 Agustus TPF-Live (Build 1415)

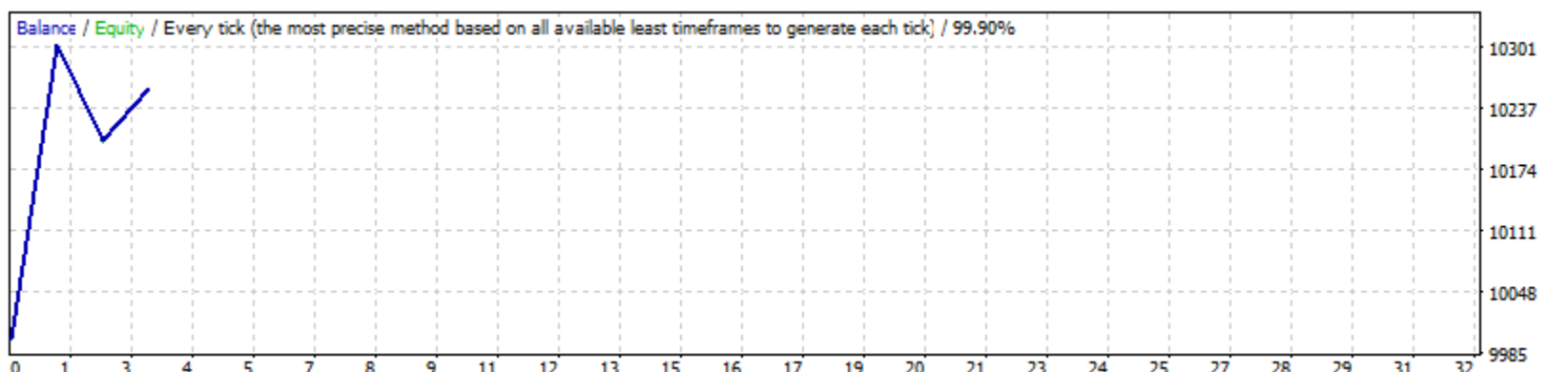
Symbol	XAUUSD.tp (Loco Gold)		
Bars in test	694 Ticks modelled	1395313 Modelling quality	99.90%
Mismatched charts errors	0		
Initial deposit	10000.00	Spread	Current (23)
Total net profit	546.27 Gross profit	546.27 Gross loss	-0.00
Profit factor	Expected payoff		182.09
Absolute drawdown	73.30 Maximal drawdown	164.53 (1.58%) Relative drawdown	1.58% (164.53)
Total trades	3 Short positions (won %)	3 (100.00%) Long positions (won %)	0 (0.00%)
	Profit trades (% of total)	3 (100.00%) Loss trades (% of total)	0 (0.00%)
	Largest profit trade	404.52 loss trade	-0.00
	Average profit trade	182.09 loss trade	-0.00
	Maximum consecutive wins (profit in money)	3 (546.27) consecutive losses (loss in money)	0 (-0.00)
	Maximal consecutive profit (count of wins)	546.27 (3) consecutive loss (count of losses)	-0.00 (0)
	Average consecutive wins	3 consecutive losses	0



#	Time	Type	Order	Size	Price	S / L	T / P	Profit	Balance
1	2023.08.02 05:00	sell	1	0.10	1947.59	1957.62	0.00		
2	2023.08.02 17:18	modify	1	0.10	1947.59	1947.62	0.00		
3	2023.08.04 15:30	modify	1	0.10	1947.59	1937.62	0.00		
4	2023.08.04 15:31	s/l	1	0.10	1937.77	1937.62	0.00	98.85	10098.85
5	2023.08.07 05:00	sell	2	0.10	1942.39	1952.34	0.00		
6	2023.08.07 17:00	modify	2	0.10	1942.39	1942.34	0.00		
7	2023.08.09 15:19	modify	2	0.10	1942.39	1932.34	0.00		
8	2023.08.10 23:50	modify	2	0.10	1942.39	1922.34	0.00		
9	2023.08.15 14:09	modify	2	0.10	1942.39	1912.34	0.00		
10	2023.08.16 22:41	modify	2	0.10	1942.39	1902.34	0.00		
11	2023.08.17 15:37	s/l	2	0.10	1902.30	1902.34	0.00	404.52	10503.37
12	2023.08.18 05:00	sell	3	0.11	1893.40	1903.45	0.00		
13	2023.08.18 23:59	close at stop	3	0.11	1889.49	1903.45	0.00	42.90	10546.27

Tester Live 2023 September TPF-Live (Build 1415)

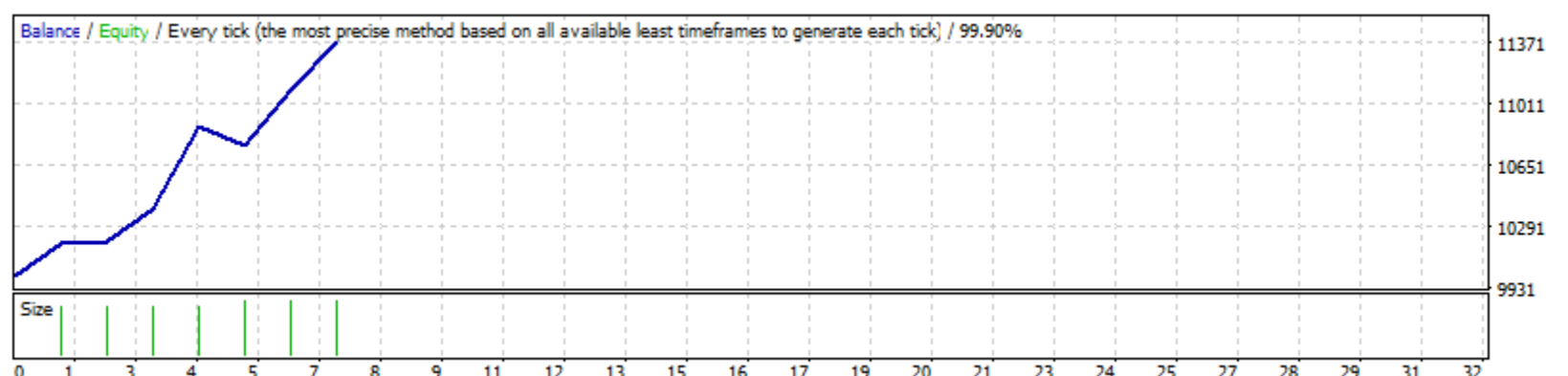
Symbol	XAUUSD.tp (Loco Gold)		
Bars in test	647 Ticks modelled	1014771 Modelling quality	99.90%
Mismatched charts errors	0		
Initial deposit	10000.00	Spread	Current (23)
Total net profit	258.25 Gross profit	357.25 Gross loss	-99.00
Profit factor	3.61 Expected payoff	86.08	
Absolute drawdown	34.80 Maximal drawdown	244.53 (2.35%) Relative drawdown	2.35% (244.53)
Total trades	3 Short positions (won %)	2 (50.00%) Long positions (won %)	1 (100.00%)
	Profit trades (% of total)	2 (66.67%) Loss trades (% of total)	1 (33.33%)
	Largest profit trade	303.30 loss trade	-99.00
	Average profit trade	178.62 loss trade	-99.00
	Maximum consecutive wins (profit in money)	1 (303.30) consecutive losses (loss in money)	1 (-99.00)
	Maximal consecutive profit (count of wins)	303.30 (1) consecutive loss (count of losses)	-99.00 (1)
	Average consecutive wins	1 consecutive losses	1



#	Time	Type	Order	Size	Price	S / L	T / P	Profit	Balance
1	2023.09.04 05:00	sell	1	0.10	1942.95	1952.98	0.00		
2	2023.09.05 11:29	modify	1	0.10	1942.95	1942.98	0.00		
3	2023.09.06 10:59	modify	1	0.10	1942.95	1932.98	0.00		
4	2023.09.12 14:29	modify	1	0.10	1942.95	1922.98	0.00		
5	2023.09.14 15:30	modify	1	0.10	1942.95	1912.98	0.00		
6	2023.09.15 04:34	s/l	1	0.10	1913.02	1912.98	0.00	303.30	10303.30
7	2023.09.15 05:00	sell	2	0.10	1915.33	1925.28	0.00		
8	2023.09.15 16:25	s/l	2	0.10	1925.22	1925.28	0.00	-99.00	10204.30
9	2023.09.18 05:00	buy	3	0.10	1925.37	1915.32	0.00		
10	2023.09.19 12:57	modify	3	0.10	1925.37	1925.32	0.00		
11	2023.09.19 23:59	close at stop	3	0.10	1931.00	1925.32	0.00	53.94	10258.25

Tester Live 2023 Oktober TPF-Live (Build 1415)

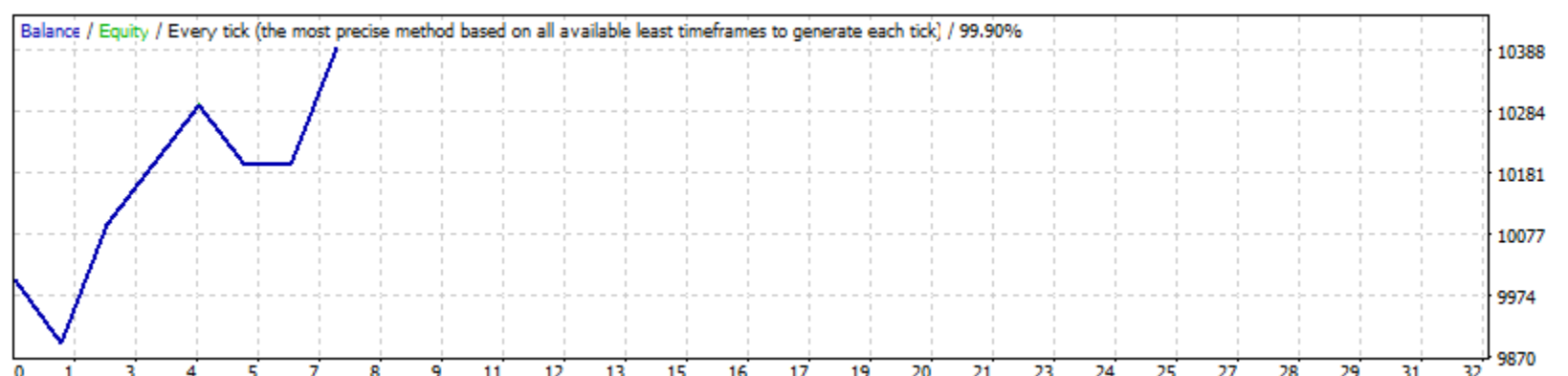
Symbol	XAUUSD.tp (Loco Gold)		
Bars in test	740 Ticks modelled	1768932 Modelling quality	99.90%
Mismatched charts errors	0		
Initial deposit	10000.00	Spread	Current (23)
Total net profit	1379.56 Gross profit	1489.56 Gross loss	-110.00
Profit factor	13.54 Expected payoff	197.08	
Absolute drawdown	25.60 Maximal drawdown	266.30 (2.42%) Relative drawdown	2.42% (266.30)
Total trades	7 Short positions (won %)	2 (100.00%) Long positions (won %)	5 (80.00%)
	Profit trades (% of total)	6 (85.71%) Loss trades (% of total)	1 (14.29%)
	Largest profit trade	484.65 loss trade	-110.00
	Average profit trade	248.26 loss trade	-110.00
	Maximum consecutive wins (profit in money)	4 (879.44) consecutive losses (loss in money)	1 (-110.00)
	Maximal consecutive profit (count of wins)	879.44 (4) consecutive loss (count of losses)	-110.00 (1)
	Average consecutive wins	3 consecutive losses	1



#	Time	Type	Order	Size	Price	S / L	T / P	Profit	Balance
1	2023.10.02 05:00	sell	1	0.10	1843.86	1853.89	0.00		
2	2023.10.02 12:28	modify	1	0.10	1843.86	1843.89	0.00		
3	2023.10.03 02:12	modify	1	0.10	1843.86	1833.89	0.00		
4	2023.10.05 15:38	modify	1	0.10	1843.86	1823.89	0.00		
5	2023.10.06 05:31	s/l	1	0.10	1823.93	1823.89	0.00	200.62	10200.62
6	2023.10.06 05:31	sell	2	0.10	1823.71	1833.66	0.00		
7	2023.10.06 15:30	modify	2	0.10	1823.71	1823.66	0.00		
8	2023.10.06 16:23	s/l	2	0.10	1823.60	1823.66	0.00	1.00	10201.62
9	2023.10.09 05:00	buy	3	0.10	1849.12	1839.07	0.00		
10	2023.10.09 22:03	modify	3	0.10	1849.12	1849.07	0.00		
11	2023.10.11 11:19	modify	3	0.10	1849.12	1859.07	0.00		
12	2023.10.12 07:51	modify	3	0.10	1849.12	1869.07	0.00		
13	2023.10.12 20:07	s/l	3	0.10	1869.10	1869.07	0.00	193.17	10394.79
14	2023.10.13 05:00	buy	4	0.10	1872.02	1862.11	0.00		
15	2023.10.13 10:38	modify	4	0.10	1872.02	1872.11	0.00		
16	2023.10.13 14:08	modify	4	0.10	1872.02	1882.11	0.00		
17	2023.10.13 15:26	modify	4	0.10	1872.02	1892.11	0.00		
18	2023.10.13 15:31	modify	4	0.10	1872.02	1902.11	0.00		
19	2023.10.13 18:29	modify	4	0.10	1872.02	1912.11	0.00		
20	2023.10.13 23:56	modify	4	0.10	1872.02	1922.11	0.00		
21	2023.10.16 01:00	s/l	4	0.10	1921.17	1922.11	0.00	484.65	10879.44
22	2023.10.16 05:00	buy	5	0.11	1920.66	1910.66	0.00		
23	2023.10.16 09:54	s/l	5	0.11	1910.67	1910.66	0.00	-110.00	10769.44
24	2023.10.17 05:00	buy	6	0.11	1915.26	1905.26	0.00		
25	2023.10.17 13:13	modify	6	0.11	1915.26	1915.26	0.00		
26	2023.10.18 04:28	modify	6	0.11	1915.26	1925.26	0.00		
27	2023.10.18 12:36	modify	6	0.11	1915.26	1935.26	0.00		
28	2023.10.18 16:38	modify	6	0.11	1915.26	1945.26	0.00		
29	2023.10.18 17:46	s/l	6	0.11	1945.22	1945.26	0.00	326.98	11096.42
30	2023.10.19 05:00	buy	7	0.11	1948.30	1938.29	0.00		
31	2023.10.19 18:32	modify	7	0.11	1948.30	1948.29	0.00		
32	2023.10.19 20:21	modify	7	0.11	1948.30	1958.29	0.00		
33	2023.10.19 23:59	close at stop	7	0.11	1974.05	1958.29	0.00	283.14	11379.56

Tester Live 2023 November TPF-Live (Build 1415)

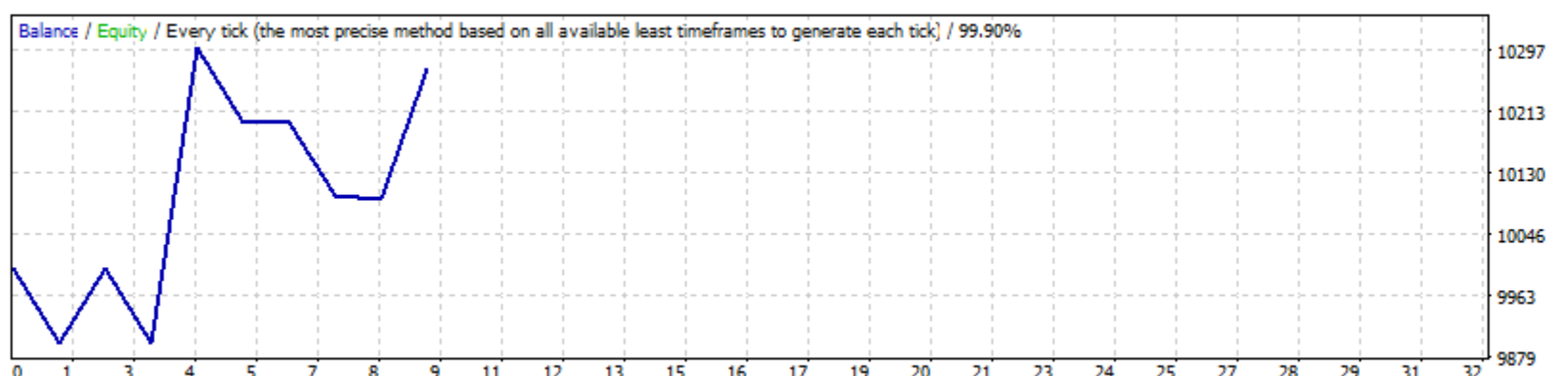
Symbol	XAUUSD.tp (Loco Gold)		
Bars in test	648 Ticks modelled	1294719 Modelling quality	99.90%
Mismatched charts errors	0		
Initial deposit	10000.00	Spread	Current (23)
Total net profit	392.67 Gross profit	598.28 Gross loss	-205.61
Profit factor	2.91 Expected payoff	56.10	
Absolute drawdown	126.71 Maximal drawdown	272.30 (2.60%) Relative drawdown	2.60% (272.30)
Total trades	7 Short positions (won %)	5 (60.00%) Long positions (won %)	2 (50.00%)
	Profit trades (% of total)	4 (57.14%) Loss trades (% of total)	3 (42.86%)
	Largest profit trade	201.38 loss trade	-104.91
	Average profit trade	149.57 loss trade	-68.54
	Maximum consecutive wins (profit in money)	3 (401.89) consecutive losses (loss in money)	2 (-100.70)
	Maximal consecutive profit (count of wins)	401.89 (3) consecutive loss (count of losses)	-104.91 (1)
	Average consecutive wins	2 consecutive losses	2



#	Time	Type	Order	Size	Price	S / L	T / P	Profit	Balance
1	2023.11.02 05:00	sell	1	0.10	1986.08	1996.11	0.00		
2	2023.11.03 15:30	s/l	1	0.10	1996.60	1996.11	0.00	-104.91	9895.09
3	2023.11.06 05:00	sell	2	0.10	1987.06	1997.01	0.00		
4	2023.11.07 01:35	modify	2	0.10	1987.06	1987.01	0.00		
5	2023.11.07 10:55	modify	2	0.10	1987.06	1977.01	0.00		
6	2023.11.07 15:16	modify	2	0.10	1987.06	1967.01	0.00		
7	2023.11.07 16:00	s/l	2	0.10	1966.95	1967.01	0.00	201.38	10096.47
8	2023.11.08 05:00	sell	3	0.10	1968.49	1978.54	0.00		
9	2023.11.08 17:01	modify	3	0.10	1968.49	1968.54	0.00		
10	2023.11.08 21:42	modify	3	0.10	1968.49	1958.54	0.00		
11	2023.11.09 16:58	s/l	3	0.10	1958.54	1958.54	0.00	99.78	10196.25
12	2023.11.10 05:00	sell	4	0.10	1958.29	1968.20	0.00		
13	2023.11.10 13:29	modify	4	0.10	1958.29	1958.20	0.00		
14	2023.11.10 18:22	modify	4	0.10	1958.29	1948.20	0.00		
15	2023.11.13 19:25	s/l	4	0.10	1948.32	1948.20	0.00	100.73	10296.98
16	2023.11.14 05:00	sell	5	0.10	1945.54	1955.54	0.00		
17	2023.11.14 15:30	s/l	5	0.10	1955.54	1955.54	0.00	-100.10	10196.88
18	2023.11.15 05:00	buy	6	0.10	1964.60	1954.60	0.00		
19	2023.11.15 15:30	modify	6	0.10	1964.60	1964.60	0.00		
20	2023.11.15 15:42	s/l	6	0.10	1964.55	1964.60	0.00	-0.60	10196.28
21	2023.11.16 05:00	buy	7	0.10	1960.92	1950.91	0.00		
22	2023.11.16 15:32	modify	7	0.10	1960.92	1960.91	0.00		
23	2023.11.16 16:46	modify	7	0.10	1960.92	1970.91	0.00		
24	2023.11.17 11:09	modify	7	0.10	1960.92	1980.91	0.00		
25	2023.11.17 16:49	s/l	7	0.10	1980.80	1980.91	0.00	196.39	10392.67

Tester Live 2023 Desember TPF-Live (Build 1415)

Symbol	XAUUSD.tp (Loco Gold)		
Bars in test	652 Ticks modelled	1768224 Modelling quality	99.90%
Mismatched charts errors	0		
Initial deposit	10000.00	Spread	Current (23)
Total net profit	272.38 Gross profit	681.25 Gross loss	-408.86
Profit factor	1.67 Expected payoff	30.26	
Absolute drawdown	151.00 Maximal drawdown	401.71 (3.84%) Relative drawdown	3.84% (401.71)
Total trades	9 Short positions (won %)	4 (50.00%) Long positions (won %)	5 (20.00%)
	Profit trades (% of total)	3 (33.33%) Loss trades (% of total)	6 (66.67%)
	Largest profit trade	401.05 loss trade	-101.50
	Average profit trade	227.08 loss trade	-68.14
	Maximum consecutive wins (profit in money)	1 (401.05) consecutive losses (loss in money)	4 (-206.56)
	Maximal consecutive profit (count of wins)	401.05 (1) consecutive loss (count of losses)	-206.56 (4)
	Average consecutive wins	1 consecutive losses	2



#	Time	Type	Order	Size	Price	S / L	T / P	Profit	Balance
1	2023.12.04 05:00	buy	1	0.10	2088.29	2078.26	0.00		
2	2023.12.04 08:50	s/l	1	0.10	2078.22	2078.26	0.00	-100.80	9899.20
3	2023.12.05 05:00	sell	2	0.10	2034.72	2044.67	0.00		
4	2023.12.05 12:25	modify	2	0.10	2034.72	2034.67	0.00		
5	2023.12.05 17:36	modify	2	0.10	2034.72	2024.67	0.00		
6	2023.12.06 07:48	s/l	2	0.10	2024.58	2024.67	0.00	101.69	10000.89
7	2023.12.07 05:00	sell	3	0.10	2028.83	2038.88	0.00		
8	2023.12.07 15:41	s/l	3	0.10	2038.97	2038.88	0.00	-101.50	9899.39
9	2023.12.08 05:00	sell	4	0.10	2032.50	2042.41	0.00		
10	2023.12.08 15:30	modify	4	0.10	2032.50	2032.41	0.00		
11	2023.12.08 16:05	modify	4	0.10	2032.50	2022.41	0.00		
12	2023.12.08 18:47	modify	4	0.10	2032.50	2012.41	0.00		
13	2023.12.11 09:56	modify	4	0.10	2032.50	2002.41	0.00		
14	2023.12.11 17:27	modify	4	0.10	2032.50	1992.41	0.00		
15	2023.12.12 15:14	s/l	4	0.10	1992.54	1992.41	0.00	401.05	10300.45
16	2023.12.13 05:00	sell	5	0.10	1979.34	1989.34	0.00		
17	2023.12.13 21:00	s/l	5	0.10	1989.40	1989.34	0.00	-100.70	10199.75
18	2023.12.14 05:00	buy	6	0.10	2032.86	2022.86	0.00		
19	2023.12.14 16:34	modify	6	0.10	2032.86	2032.86	0.00		
20	2023.12.14 20:02	s/l	6	0.10	2032.83	2032.86	0.00	-0.40	10199.35
21	2023.12.15 05:00	buy	7	0.10	2036.21	2026.20	0.00		
22	2023.12.15 20:19	s/l	7	0.10	2026.16	2026.20	0.00	-100.60	10098.75
23	2023.12.18 05:00	buy	8	0.10	2022.11	2012.02	0.00		
24	2023.12.18 19:57	modify	8	0.10	2022.11	2022.02	0.00		
25	2023.12.19 06:11	s/l	8	0.10	2021.87	2022.02	0.00	-4.86	10093.88
26	2023.12.19 06:11	buy	9	0.10	2022.25	2012.18	0.00		
27	2023.12.19 15:17	modify	9	0.10	2022.25	2022.18	0.00		
28	2023.12.19 16:48	modify	9	0.10	2022.25	2032.18	0.00		
29	2023.12.19 23:59	close at stop	9	0.10	2040.11	2032.18	0.00	178.50	10272.38

Januari	Februari	Maret	April	Mei	Juni	Juli	Agustus	September	October	November	Desember	Hasil
3,10%	-1,15%	8,22%	1,75%	1,88%	-9,75%	0,65%	5,46%	2,58%	13,79%	3,92%	2,72%	33,17%