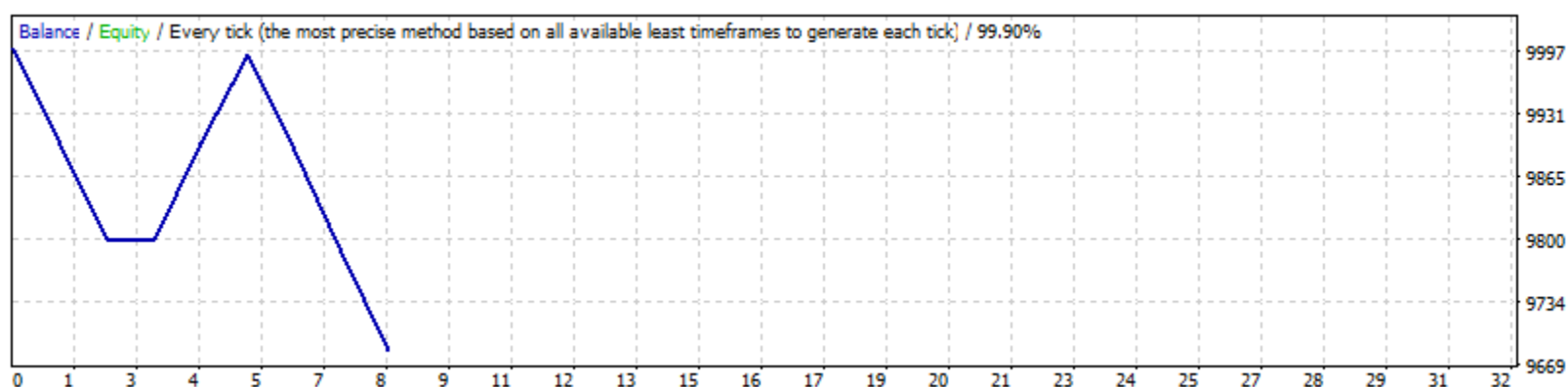


Tester Live 2022 Januari TPF-Live (Build 1415)

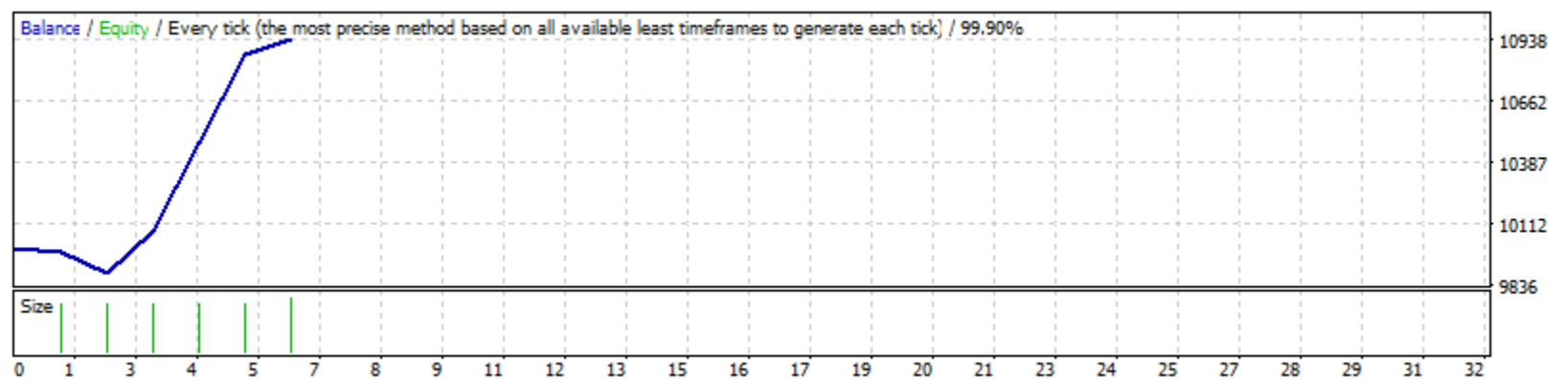
Symbol	XAUUSD.tp (Loco Gold)		
Bars in test	690 Ticks modelled	2278328 Modelling quality	99.90%
Mismatched charts errors	0		
Initial deposit	10000.00	Spread	Current (23)
Total net profit	-315.68 Gross profit	194.84 Gross loss	-510.52
Profit factor	0.38 Expected payoff	-39.46	
Absolute drawdown	315.68 Maximal drawdown	441.35 (4.36%) Relative drawdown	4.36% (441.35)
Total trades	8 Short positions (won %)	3 (33.33%) Long positions (won %)	5 (20.00%)
	Profit trades (% of total)	2 (25.00%) Loss trades (% of total)	6 (75.00%)
	Largest profit trade	100.99 loss trade	-105.52
	Average profit trade	97.42 loss trade	-85.09
	Maximum consecutive wins (profit in money)	2 (194.84) consecutive losses (loss in money)	3 (-310.22)
	Maximal consecutive profit (count of wins)	194.84 (2) consecutive loss (count of losses)	-310.22 (3)
	Average consecutive wins	2 consecutive losses	3



#	Time	Type	Order	Size	Price	S / L	T / P	Profit	Balance
1	2022.01.03 05:00	buy	1	0.10	1826.35	1816.32	0.00		
2	2022.01.03 15:10	s/l	1	0.10	1816.28	1816.32	0.00	-100.80	9899.20
3	2022.01.04 05:00	sell	2	0.10	1805.37	1815.32	0.00		
4	2022.01.04 17:34	s/l	2	0.10	1815.24	1815.32	0.00	-98.80	9800.40
5	2022.01.05 05:00	buy	3	0.10	1815.74	1805.69	0.00		
6	2022.01.05 15:44	modify	3	0.10	1815.74	1815.69	0.00		
7	2022.01.05 21:11	s/l	3	0.10	1815.68	1815.69	0.00	-0.70	9799.70
8	2022.01.06 05:00	sell	4	0.10	1809.13	1819.04	0.00		
9	2022.01.06 10:27	modify	4	0.10	1809.13	1809.04	0.00		
10	2022.01.06 15:05	modify	4	0.10	1809.13	1799.04	0.00		
11	2022.01.10 12:10	s/l	4	0.10	1799.16	1799.04	0.00	100.99	9900.69
12	2022.01.11 05:00	buy	5	0.10	1805.26	1795.26	0.00		
13	2022.01.11 18:26	modify	5	0.10	1805.26	1805.26	0.00		
14	2022.01.12 15:43	modify	5	0.10	1805.26	1815.26	0.00		
15	2022.01.13 17:51	s/l	5	0.10	1815.08	1815.26	0.00	93.85	9994.54
16	2022.01.14 05:00	buy	6	0.10	1825.29	1815.29	0.00		
17	2022.01.14 19:55	s/l	6	0.10	1815.06	1815.29	0.00	-102.40	9892.14
18	2022.01.17 05:00	buy	7	0.10	1818.34	1808.33	0.00		
19	2022.01.18 15:12	s/l	7	0.10	1808.01	1808.33	0.00	-105.52	9786.62
20	2022.01.19 05:00	sell	8	0.10	1811.51	1821.60	0.00		
21	2022.01.19 15:20	s/l	8	0.10	1821.73	1821.60	0.00	-102.30	9684.32

Tester Live 2022 Februari TPF-Live (Build 1415)

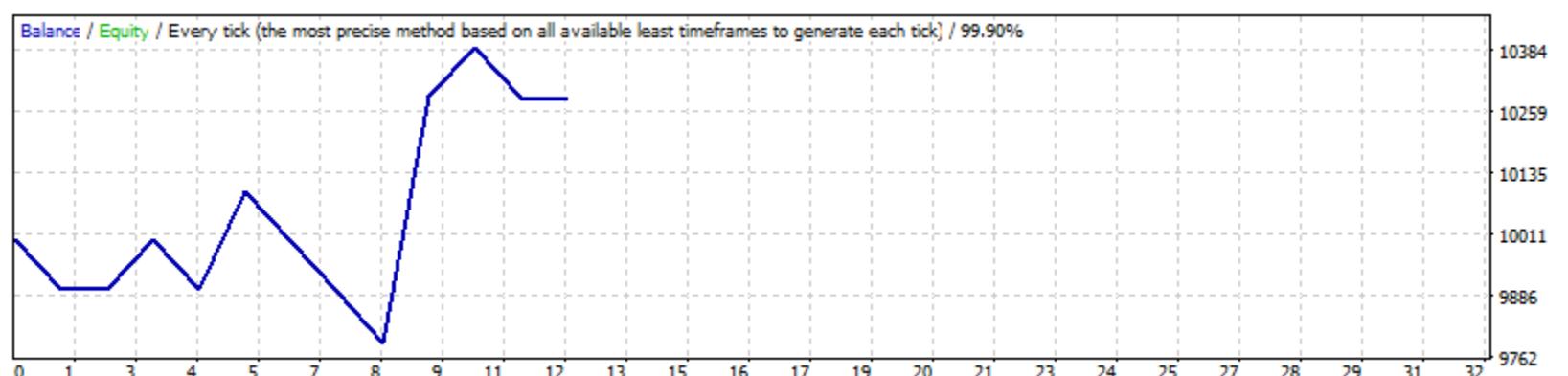
Symbol	XAUUSD.tp (Loco Gold)		
Bars in test	696 Ticks modelled	2858744 Modelling quality	99.90%
Mismatched charts errors	0		
Initial deposit	10000.00	Spread	Current (23)
Total net profit	944.01 Gross profit	1054.02 Gross loss	-110.01
Profit factor	9.58 Expected payoff	157.34	
Absolute drawdown	121.71 Maximal drawdown	240.11 (2.37%) Relative drawdown	2.37% (240.11)
Total trades	6 Short positions (won %)	0 (0.00%) Long positions (won %)	6 (66.67%)
	Profit trades (% of total)	4 (66.67%) Loss trades (% of total)	2 (33.33%)
	Largest profit trade	395.00 loss trade	-98.70
	Average profit trade	263.51 loss trade	-55.00
	Maximum consecutive wins (profit in money)	4 (1054.02) consecutive losses (loss in money)	2 (-110.01)
	Maximal consecutive profit (count of wins)	1054.02 (4) consecutive loss (count of losses)	-110.01 (2)
	Average consecutive wins	4 consecutive losses	2



#	Time	Type	Order	Size	Price	S / L	T / P	Profit	Balance
1	2022.02.02 05:00	buy	1	0.10	1798.87	1788.84	0.00		
2	2022.02.02 17:26	modify	1	0.10	1798.87	1798.84	0.00		
3	2022.02.03 16:44	s/l	1	0.10	1797.96	1798.84	0.00	-11.31	9988.69
4	2022.02.04 05:00	buy	2	0.10	1806.22	1796.27	0.00		
5	2022.02.04 15:54	s/l	2	0.10	1796.36	1796.27	0.00	-98.70	9889.99
6	2022.02.07 05:00	buy	3	0.10	1809.80	1799.75	0.00		
7	2022.02.07 19:32	modify	3	0.10	1809.80	1809.75	0.00		
8	2022.02.09 15:00	modify	3	0.10	1809.80	1819.75	0.00		
9	2022.02.10 17:41	modify	3	0.10	1809.80	1829.75	0.00		
10	2022.02.10 21:51	s/l	3	0.10	1829.79	1829.75	0.00	193.41	10083.40
11	2022.02.11 05:00	buy	4	0.10	1826.89	1816.98	0.00		
12	2022.02.11 17:31	modify	4	0.10	1826.89	1826.98	0.00		
13	2022.02.11 20:34	modify	4	0.10	1826.89	1836.98	0.00		
14	2022.02.11 20:46	modify	4	0.10	1826.89	1846.98	0.00		
15	2022.02.14 17:00	modify	4	0.10	1826.89	1856.98	0.00		
16	2022.02.15 05:03	modify	4	0.10	1826.89	1866.98	0.00		
17	2022.02.15 10:23	s/l	4	0.10	1866.85	1866.98	0.00	390.81	10474.21
18	2022.02.16 05:00	buy	5	0.10	1852.48	1842.48	0.00		
19	2022.02.16 16:35	modify	5	0.10	1852.48	1852.48	0.00		
20	2022.02.16 22:33	modify	5	0.10	1852.48	1862.48	0.00		
21	2022.02.17 10:26	modify	5	0.10	1852.48	1872.48	0.00		
22	2022.02.17 11:28	modify	5	0.10	1852.48	1882.48	0.00		
23	2022.02.18 02:31	modify	5	0.10	1852.48	1892.48	0.00		
24	2022.02.18 03:37	s/l	5	0.10	1892.43	1892.48	0.00	395.00	10869.21
25	2022.02.18 05:00	buy	6	0.11	1890.96	1880.96	0.00		
26	2022.02.18 23:59	close at stop	6	0.11	1897.77	1880.96	0.00	74.80	10944.01

Tester Live 2022 Maret TPF-Live (Build 1415)

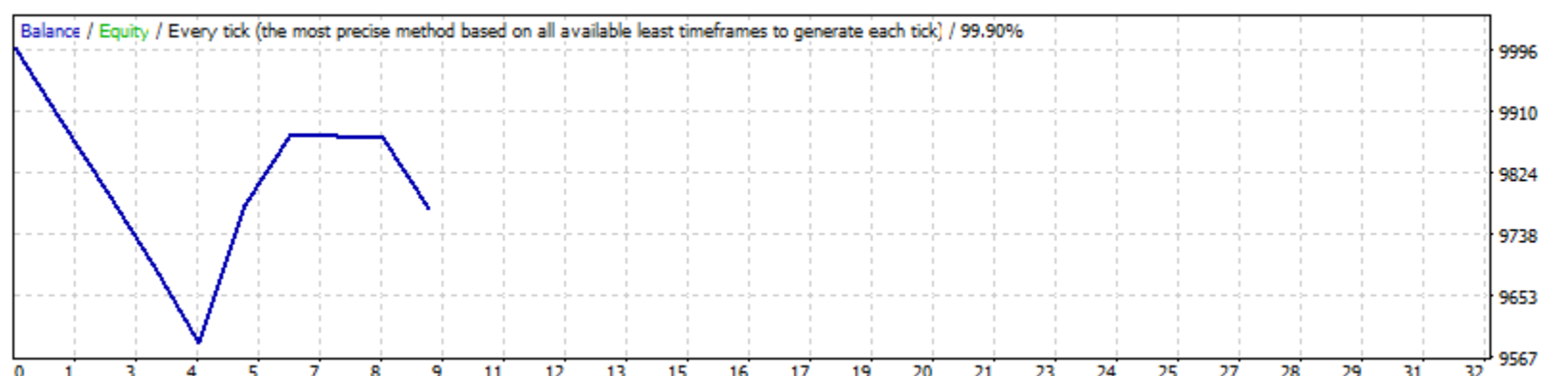
Symbol	XAUUSD.tp (Loco Gold)		
Bars in test	696 Ticks modelled	3803614 Modelling quality	99.90%
Mismatched charts errors	0		
Initial deposit	10000.00	Spread	Current (23)
Total net profit	285.98 Gross profit	898.38 Gross loss	-612.40
Profit factor	1.47 Expected payoff	23.83	
Absolute drawdown	255.30 Maximal drawdown	470.80 (4.61%) Relative drawdown	4.61% (470.80)
Total trades	12 Short positions (won %)	5 (40.00%) Long positions (won %)	7 (42.86%)
	Profit trades (% of total)	5 (41.67%) Loss trades (% of total)	7 (58.33%)
	Largest profit trade	499.08 loss trade	-104.90
	Average profit trade	179.68 loss trade	-87.49
	Maximum consecutive wins (profit in money)	2 (597.98) consecutive losses (loss in money)	3 (-306.40)
	Maximal consecutive profit (count of wins)	597.98 (2) consecutive loss (count of losses)	-306.40 (3)
	Average consecutive wins	2 consecutive losses	2



#	Time	Type	Order	Size	Price	S / L	T / P	Profit	Balance
1	2022.03.02 05:00	buy	1	0.10	1938.34	1928.31	0.00		
2	2022.03.02 12:26	s/l	1	0.10	1928.24	1928.31	0.00	-101.10	9898.90
3	2022.03.03 05:00	buy	2	0.10	1928.75	1918.80	0.00		
4	2022.03.03 13:32	modify	2	0.10	1928.75	1928.80	0.00		
5	2022.03.03 15:39	s/l	2	0.10	1928.89	1928.80	0.00	1.30	9900.20
6	2022.03.04 05:00	buy	3	0.10	1939.40	1929.35	0.00		
7	2022.03.04 14:12	modify	3	0.10	1939.40	1939.35	0.00		
8	2022.03.04 16:38	modify	3	0.10	1939.40	1949.35	0.00		
9	2022.03.04 17:02	s/l	3	0.10	1949.38	1949.35	0.00	99.70	9999.90
10	2022.03.07 05:00	buy	4	0.10	1987.02	1977.11	0.00		
11	2022.03.07 08:08	s/l	4	0.10	1976.93	1977.11	0.00	-101.00	9898.90
12	2022.03.08 05:00	buy	5	0.10	1989.16	1979.16	0.00		
13	2022.03.08 08:19	modify	5	0.10	1989.16	1989.16	0.00		
14	2022.03.08 08:37	modify	5	0.10	1989.16	1999.16	0.00		
15	2022.03.08 08:58	modify	5	0.10	1989.16	2009.16	0.00		
16	2022.03.08 10:15	s/l	5	0.10	2009.11	2009.16	0.00	199.40	10098.30
17	2022.03.09 05:00	buy	6	0.10	2052.78	2042.78	0.00		
18	2022.03.09 09:27	s/l	6	0.10	2042.70	2042.78	0.00	-100.90	9997.40
19	2022.03.10 05:00	sell	7	0.10	1974.59	1984.60	0.00		
20	2022.03.10 08:20	s/l	7	0.10	1984.64	1984.60	0.00	-100.60	9896.80
21	2022.03.11 05:00	buy	8	0.10	1994.94	1984.85	0.00		
22	2022.03.11 07:12	s/l	8	0.10	1984.46	1984.85	0.00	-104.90	9791.90
23	2022.03.14 05:00	sell	9	0.10	1973.99	1984.06	0.00		
24	2022.03.14 12:13	modify	9	0.10	1973.99	1974.06	0.00		
25	2022.03.14 16:46	modify	9	0.10	1973.99	1964.06	0.00		
26	2022.03.15 04:18	modify	9	0.10	1973.99	1954.06	0.00		
27	2022.03.15 08:02	modify	9	0.10	1973.99	1944.06	0.00		
28	2022.03.15 13:56	modify	9	0.10	1973.99	1934.06	0.00		
29	2022.03.15 16:20	modify	9	0.10	1973.99	1924.06	0.00		
30	2022.03.15 16:39	s/l	9	0.10	1924.11	1924.06	0.00	499.08	10290.98
31	2022.03.16 05:00	sell	10	0.10	1920.10	1930.06	0.00		
32	2022.03.16 17:14	modify	10	0.10	1920.10	1920.06	0.00		
33	2022.03.16 21:17	modify	10	0.10	1920.10	1910.06	0.00		
34	2022.03.16 21:45	s/l	10	0.10	1910.20	1910.06	0.00	98.90	10389.88
35	2022.03.17 05:00	sell	11	0.10	1933.48	1943.48	0.00		
36	2022.03.17 13:00	s/l	11	0.10	1943.72	1943.48	0.00	-102.50	10287.38
37	2022.03.18 05:00	sell	12	0.10	1936.67	1946.77	0.00		
38	2022.03.18 06:35	modify	12	0.10	1936.67	1936.77	0.00		
39	2022.03.18 11:33	s/l	12	0.10	1936.80	1936.77	0.00	-1.40	10285.98

Tester Live 2022 April TPF-Live (Build 1415)

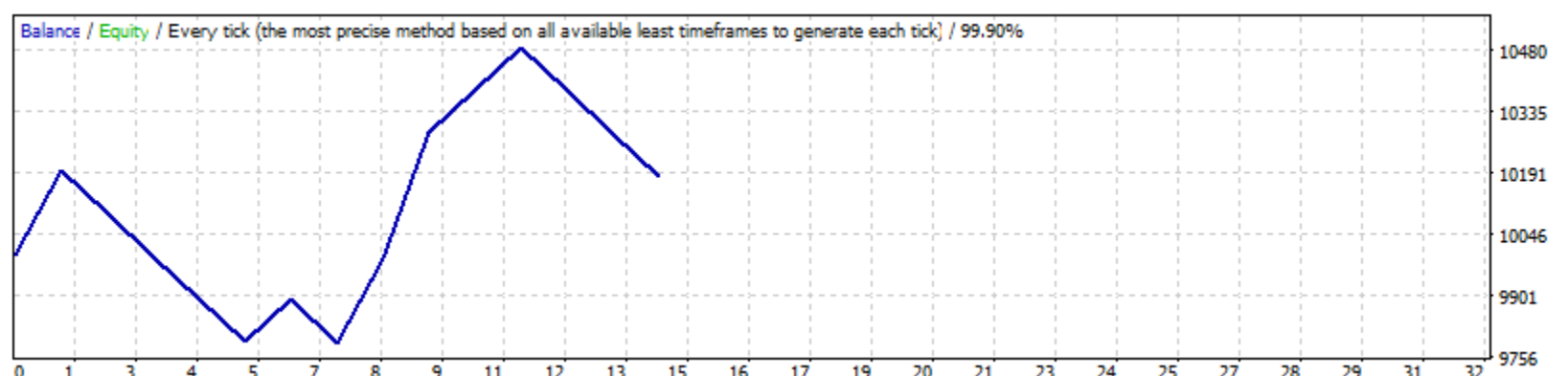
Symbol	XAUUSD.tp (Loco Gold)		
Bars in test	606 Ticks modelled	2431330 Modelling quality	99.90%
Mismatched charts errors	0		
Initial deposit	10000.00	Spread	Current (23)
Total net profit	-226.12 Gross profit	291.89 Gross loss	-518.01
Profit factor	0.56 Expected payoff	-25.12	
Absolute drawdown	462.30 Maximal drawdown	532.40 (5.29%) Relative drawdown	5.29% (532.40)
Total trades	9 Short positions (won %)	4 (0.00%) Long positions (won %)	5 (40.00%)
	Profit trades (% of total)	2 (22.22%) Loss trades (% of total)	7 (77.78%)
	Largest profit trade	193.19 loss trade	-108.30
	Average profit trade	145.94 loss trade	-74.00
	Maximum consecutive wins (profit in money)	2 (291.89) consecutive losses (loss in money)	4 (-412.50)
	Maximal consecutive profit (count of wins)	291.89 (2) consecutive loss (count of losses)	-412.50 (4)
	Average consecutive wins	2 consecutive losses	4



#	Time	Type	Order	Size	Price	S / L	T / P	Profit	Balance
1	2022.04.04 05:00	sell	1	0.10	1922.58	1932.61	0.00		
2	2022.04.04 11:01	s/l	1	0.10	1932.70	1932.61	0.00	-101.30	9898.70
3	2022.04.05 05:00	sell	2	0.10	1930.31	1940.26	0.00		
4	2022.04.05 16:31	s/l	2	0.10	1940.42	1940.26	0.00	-101.20	9797.50
5	2022.04.06 05:00	sell	3	0.10	1922.05	1932.10	0.00		
6	2022.04.06 12:12	s/l	3	0.10	1932.21	1932.10	0.00	-101.70	9695.80
7	2022.04.07 05:00	sell	4	0.10	1922.95	1932.86	0.00		
8	2022.04.07 15:08	s/l	4	0.10	1933.77	1932.86	0.00	-108.30	9587.50
9	2022.04.08 05:00	buy	5	0.10	1932.52	1922.52	0.00		
10	2022.04.08 17:01	modify	5	0.10	1932.52	1932.52	0.00		
11	2022.04.11 11:20	modify	5	0.10	1932.52	1942.52	0.00		
12	2022.04.11 15:07	modify	5	0.10	1932.52	1952.52	0.00		
13	2022.04.11 16:52	s/l	5	0.10	1952.53	1952.52	0.00	193.19	9780.69
14	2022.04.12 05:00	buy	6	0.10	1955.08	1945.08	0.00		
15	2022.04.12 15:33	modify	6	0.10	1955.08	1955.08	0.00		
16	2022.04.12 17:51	modify	6	0.10	1955.08	1965.08	0.00		
17	2022.04.12 21:59	s/l	6	0.10	1964.96	1965.08	0.00	98.70	9879.39
18	2022.04.13 05:00	buy	7	0.10	1969.44	1959.43	0.00		
19	2022.04.13 13:11	modify	7	0.10	1969.44	1969.43	0.00		
20	2022.04.14 12:05	s/l	7	0.10	1969.38	1969.43	0.00	-3.01	9876.38
21	2022.04.18 05:00	buy	8	0.10	1985.63	1975.54	0.00		
22	2022.04.18 15:32	modify	8	0.10	1985.63	1985.54	0.00		
23	2022.04.18 17:37	s/l	8	0.10	1985.46	1985.54	0.00	-1.80	9874.58
24	2022.04.19 05:00	buy	9	0.10	1978.39	1968.32	0.00		
25	2022.04.19 15:45	s/l	9	0.10	1968.33	1968.32	0.00	-100.70	9773.88

Tester Live 2022 Mei TPF-Live (Build 1415)

Symbol	XAUUSD.tp (Loco Gold)		
Bars in test	740 Ticks modelled	3354666 Modelling quality	99.90%
Mismatched charts errors	0		
Initial deposit	10000.00	Spread	Current (23)
Total net profit	184.01 Gross profit	992.91 Gross loss	-808.90
Profit factor	1.23 Expected payoff	13.14	
Absolute drawdown	224.40 Maximal drawdown	576.80 (5.57%) Relative drawdown	5.57% (576.80)
Total trades	14 Short positions (won %)	13 (46.15%) Long positions (won %)	1 (0.00%)
	Profit trades (% of total)	6 (42.86%) Loss trades (% of total)	8 (57.14%)
	Largest profit trade	299.35 loss trade	-102.70
	Average profit trade	165.49 loss trade	-101.11
	Maximum consecutive wins (profit in money)	4 (695.51) consecutive losses (loss in money)	4 (-404.60)
	Maximal consecutive profit (count of wins)	695.51 (4) consecutive loss (count of losses)	-404.60 (4)
	Average consecutive wins	2 consecutive losses	3

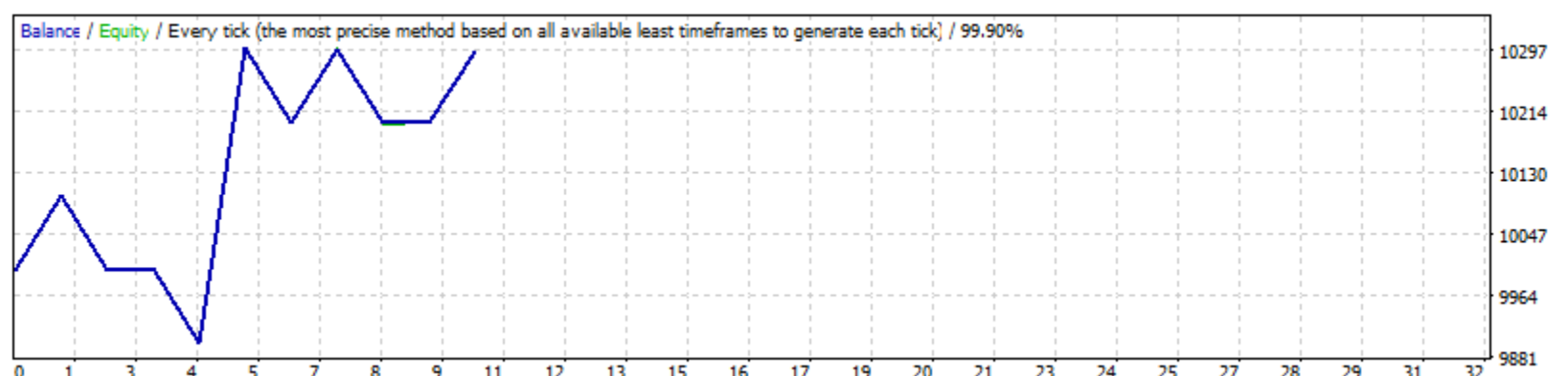


#	Time	Type	Order	Size	Price	S / L	T / P	Profit	Balance
1	2022.05.02 05:00	sell	1	0.10	1889.95	1899.98	0.00		
2	2022.05.02 11:42	modify	1	0.10	1889.95	1889.98	0.00		
3	2022.05.02 15:20	modify	1	0.10	1889.95	1879.98	0.00		
4	2022.05.02 16:04	modify	1	0.10	1889.95	1869.98	0.00		
5	2022.05.02 18:45	s/l	1	0.10	1870.16	1869.98	0.00	197.80	10197.80
6	2022.05.03 05:00	sell	2	0.10	1859.94	1869.89	0.00		
7	2022.05.03 16:50	s/l	2	0.10	1870.09	1869.89	0.00	-101.60	10096.20
8	2022.05.04 05:00	sell	3	0.10	1862.61	1872.66	0.00		
9	2022.05.04 21:01	s/l	3	0.10	1872.87	1872.66	0.00	-102.70	9993.50
10	2022.05.05 05:00	buy	4	0.10	1900.64	1890.73	0.00		
11	2022.05.05 11:18	s/l	4	0.10	1890.65	1890.73	0.00	-100.00	9893.50
12	2022.05.06 05:00	sell	5	0.10	1869.96	1879.96	0.00		
13	2022.05.06 11:34	s/l	5	0.10	1879.98	1879.96	0.00	-100.30	9793.20
14	2022.05.09 05:00	sell	6	0.10	1878.19	1888.19	0.00		
15	2022.05.09 10:19	modify	6	0.10	1878.19	1878.19	0.00		
16	2022.05.09 13:25	modify	6	0.10	1878.19	1868.19	0.00		
17	2022.05.09 15:27	s/l	6	0.10	1868.22	1868.19	0.00	99.60	9892.80
18	2022.05.10 05:00	sell	7	0.10	1854.17	1864.18	0.00		
19	2022.05.10 06:53	s/l	7	0.10	1864.34	1864.18	0.00	-101.80	9791.00
20	2022.05.10 06:53	sell	8	0.10	1863.98	1874.07	0.00		
21	2022.05.10 17:40	modify	8	0.10	1863.98	1864.07	0.00		
22	2022.05.10 18:34	modify	8	0.10	1863.98	1854.07	0.00		
23	2022.05.11 02:53	modify	8	0.10	1863.98	1844.07	0.00		
24	2022.05.11 09:25	s/l	8	0.10	1844.17	1844.07	0.00	198.36	9989.36
25	2022.05.12 05:00	sell	9	0.10	1857.04	1867.11	0.00		
26	2022.05.12 10:08	modify	9	0.10	1857.04	1857.11	0.00		
27	2022.05.12 17:00	modify	9	0.10	1857.04	1847.11	0.00		
28	2022.05.12 19:53	modify	9	0.10	1857.04	1837.11	0.00		
29	2022.05.13 01:32	modify	9	0.10	1857.04	1827.11	0.00		
30	2022.05.13 06:39	s/l	9	0.10	1827.13	1827.11	0.00	299.35	10288.71
31	2022.05.13 06:39	sell	10	0.10	1826.96	1836.92	0.00		
32	2022.05.13 13:32	modify	10	0.10	1826.96	1826.92	0.00		
33	2022.05.13 16:04	modify	10	0.10	1826.96	1816.92	0.00		
34	2022.05.13 17:08	s/l	10	0.10	1816.99	1816.92	0.00	99.60	10388.31
35	2022.05.16 05:00	sell	11	0.10	1814.36	1824.36	0.00		
36	2022.05.16 10:37	modify	11	0.10	1814.36	1814.36	0.00		
37	2022.05.16 10:44	modify	11	0.10	1814.36	1804.36	0.00		
38	2022.05.16 12:29	s/l	11	0.10	1804.53	1804.36	0.00	98.20	10486.51
39	2022.05.17 05:00	sell	12	0.10	1826.02	1836.12	0.00		
40	2022.05.17 14:43	s/l	12	0.10	1836.13	1836.12	0.00	-101.20	10385.31
41	2022.05.18 05:00	sell	13	0.10	1812.00	1822.04	0.00		
42	2022.05.18 18:41	s/l	13	0.10	1822.05	1822.04	0.00	-100.60	10284.71
43	2022.05.19 05:00	sell	14	0.10	1815.50	1825.46	0.00		

44	2022.05.19 12:08	s/l	14	0.10	1825.56	1825.46	0.00	-100.70	10184.01
----	------------------	-----	----	------	---------	---------	------	---------	----------

Tester Live 2022 Juni TPF-Live (Build 1415)

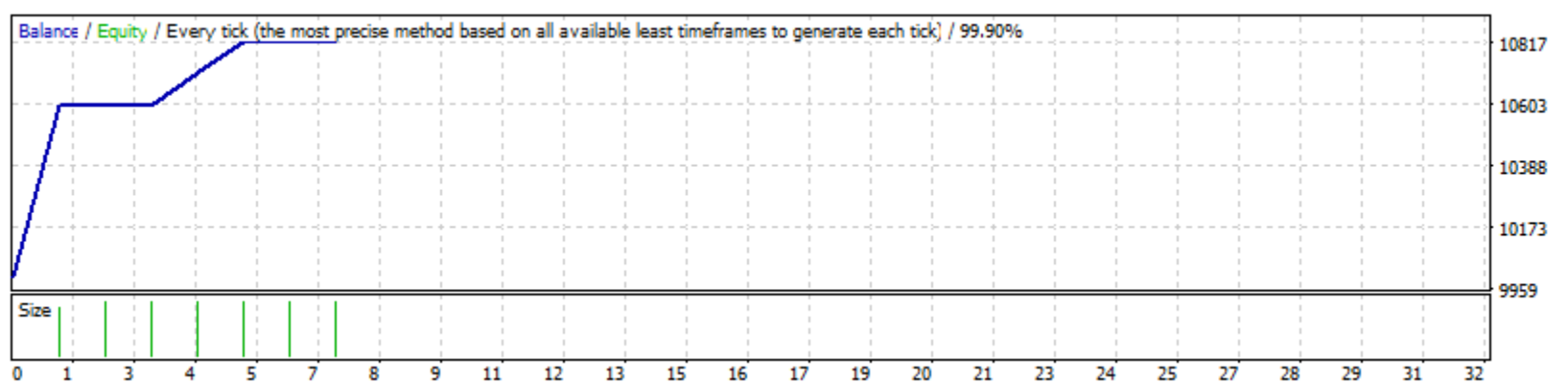
Symbol	XAUUSD.tp (Loco Gold)		
Bars in test	1057 Ticks modelled	3927883 Modelling quality	99.90%
Mismatched charts errors	0		
Initial deposit	10000.00	Spread	Current (23)
Total net profit	296.50 Gross profit	699.60 Gross loss	-403.10
Profit factor	1.74 Expected payoff	29.65	
Absolute drawdown	146.90 Maximal drawdown	436.70 (4.24%) Relative drawdown	4.24% (436.70)
Total trades	10 Short positions (won %)	3 (100.00%) Long positions (won %)	7 (42.86%)
	Profit trades (% of total)	6 (60.00%) Loss trades (% of total)	4 (40.00%)
	Largest profit trade	399.90 loss trade	-101.80
	Average profit trade	116.60 loss trade	-100.77
	Maximum consecutive wins (profit in money)	2 (98.20) consecutive losses (loss in money)	1 (-101.80)
	Maximal consecutive profit (count of wins)	399.90 (1) consecutive loss (count of losses)	-101.80 (1)
	Average consecutive wins	1 consecutive losses	1



#	Time	Type	Order	Size	Price	S / L	T / P	Profit	Balance
1	2022.06.02 05:00	buy	1	0.10	1844.97	1834.99	0.00		
2	2022.06.02 12:52	modify	1	0.10	1844.97	1844.99	0.00		
3	2022.06.02 16:36	modify	1	0.10	1844.97	1854.99	0.00		
4	2022.06.03 18:04	s/l	1	0.10	1855.04	1854.99	0.00	100.60	10100.60
5	2022.06.06 05:00	buy	2	0.10	1853.27	1843.25	0.00		
6	2022.06.06 18:11	s/l	2	0.10	1843.10	1843.25	0.00	-101.80	9998.80
7	2022.06.07 05:00	buy	3	0.10	1840.94	1831.03	0.00		
8	2022.06.07 13:57	modify	3	0.10	1840.94	1841.03	0.00		
9	2022.06.09 17:10	s/l	3	0.10	1841.12	1841.03	0.00	1.70	10000.50
10	2022.06.10 05:00	buy	4	0.10	1845.27	1835.36	0.00		
11	2022.06.10 14:48	s/l	4	0.10	1835.33	1835.36	0.00	-99.50	9901.00
12	2022.06.13 05:00	sell	5	0.10	1862.52	1872.57	0.00		
13	2022.06.13 15:19	modify	5	0.10	1862.52	1862.57	0.00		
14	2022.06.13 15:53	modify	5	0.10	1862.52	1852.57	0.00		
15	2022.06.13 16:42	modify	5	0.10	1862.52	1842.57	0.00		
16	2022.06.13 22:07	modify	5	0.10	1862.52	1832.57	0.00		
17	2022.06.14 01:02	modify	5	0.10	1862.52	1822.57	0.00		
18	2022.06.14 02:00	s/l	5	0.10	1822.52	1822.57	0.00	399.90	10300.90
19	2022.06.14 05:00	buy	6	0.10	1824.46	1814.45	0.00		
20	2022.06.14 17:07	s/l	6	0.10	1814.38	1814.45	0.00	-100.90	10200.00
21	2022.06.15 05:00	buy	7	0.10	1815.93	1805.91	0.00		
22	2022.06.15 12:43	modify	7	0.10	1815.93	1815.91	0.00		
23	2022.06.15 15:49	modify	7	0.10	1815.93	1825.91	0.00		
24	2022.06.15 16:32	s/l	7	0.10	1825.86	1825.91	0.00	99.20	10299.20
25	2022.06.16 05:00	buy	8	0.10	1831.10	1821.04	0.00		
26	2022.06.16 13:15	s/l	8	0.10	1821.02	1821.04	0.00	-100.90	10198.30
27	2022.06.17 05:00	sell	9	0.10	1844.99	1854.91	0.00		
28	2022.06.17 22:06	modify	9	0.10	1844.99	1844.91	0.00		
29	2022.06.20 06:21	s/l	9	0.10	1844.83	1844.91	0.00	1.50	10199.80
30	2022.06.20 06:21	sell	10	0.10	1844.61	1854.70	0.00		
31	2022.06.21 08:45	modify	10	0.10	1844.61	1844.70	0.00		
32	2022.06.22 08:40	modify	10	0.10	1844.61	1834.70	0.00		
33	2022.06.22 14:03	s/l	10	0.10	1834.93	1834.70	0.00	96.70	10296.50

Tester Live 2022 Juli TPF-Live (Build 1415)

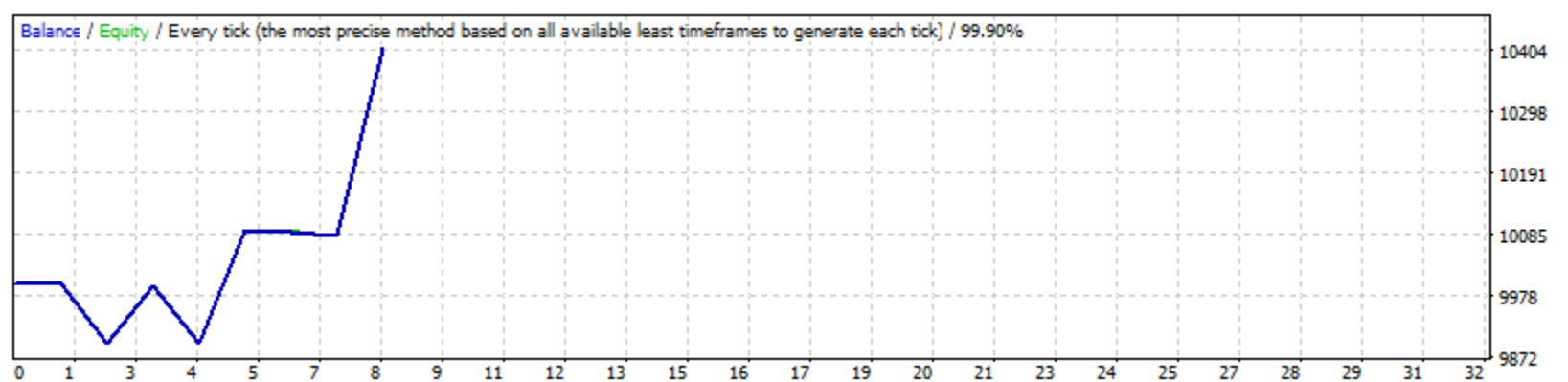
Symbol	XAUUSD.tp (Loco Gold)		
Bars in test	647 Ticks modelled	2494172 Modelling quality	99.90%
Mismatched charts errors	0		
Initial deposit	10000.00	Spread	Current (23)
Total net profit	821.59 Gross profit	822.17 Gross loss	-0.58
Profit factor	1408.63 Expected payoff	117.37	
Absolute drawdown	65.60 Maximal drawdown	294.00 (2.67%) Relative drawdown	2.67% (294.00)
Total trades	7 Short positions (won %)	7 (71.43%) Long positions (won %)	0 (0.00%)
	Profit trades (% of total)	5 (71.43%) Loss trades (% of total)	2 (28.57%)
	Largest profit trade	600.23 loss trade	-0.29
	Average profit trade	164.43 loss trade	-0.29
	Maximum consecutive wins (profit in money)	3 (220.84) consecutive losses (loss in money)	1 (-0.29)
	Maximal consecutive profit (count of wins)	601.33 (2) consecutive loss (count of losses)	-0.29 (1)
	Average consecutive wins	3 consecutive losses	1



#	Time	Type	Order	Size	Price	S / L	T / P	Profit	Balance
1	2022.07.04 05:00	sell	1	0.10	1807.88	1817.91	0.00		
2	2022.07.05 14:54	modify	1	0.10	1807.88	1807.91	0.00		
3	2022.07.05 16:47	modify	1	0.10	1807.88	1797.91	0.00		
4	2022.07.05 17:00	modify	1	0.10	1807.88	1787.91	0.00		
5	2022.07.05 17:08	modify	1	0.10	1807.88	1777.91	0.00		
6	2022.07.06 16:50	modify	1	0.10	1807.88	1767.91	0.00		
7	2022.07.06 17:56	modify	1	0.10	1807.88	1757.91	0.00		
8	2022.07.06 18:09	modify	1	0.10	1807.88	1747.91	0.00		
9	2022.07.07 16:49	s/l	1	0.10	1747.95	1747.91	0.00	600.23	10600.23
10	2022.07.08 05:00	sell	2	0.11	1743.35	1753.30	0.00		
11	2022.07.08 10:46	modify	2	0.11	1743.35	1743.30	0.00		
12	2022.07.08 11:10	s/l	2	0.11	1743.24	1743.30	0.00	1.10	10601.33
13	2022.07.11 05:00	sell	3	0.11	1739.85	1749.90	0.00		
14	2022.07.12 04:01	modify	3	0.11	1739.85	1739.90	0.00		
15	2022.07.12 04:30	s/l	3	0.11	1739.90	1739.90	0.00	-0.29	10601.04
16	2022.07.12 05:00	sell	4	0.11	1734.60	1744.51	0.00		
17	2022.07.12 22:56	modify	4	0.11	1734.60	1734.51	0.00		
18	2022.07.13 15:33	modify	4	0.11	1734.60	1724.51	0.00		
19	2022.07.13 16:36	s/l	4	0.11	1724.61	1724.51	0.00	110.15	10711.19
20	2022.07.14 05:00	sell	5	0.11	1726.52	1736.52	0.00		
21	2022.07.14 10:06	modify	5	0.11	1726.52	1726.52	0.00		
22	2022.07.14 16:01	modify	5	0.11	1726.52	1716.52	0.00		
23	2022.07.15 05:18	s/l	5	0.11	1716.52	1716.52	0.00	110.26	10821.45
24	2022.07.15 05:18	sell	6	0.11	1716.31	1726.31	0.00		
25	2022.07.15 09:07	modify	6	0.11	1716.31	1716.31	0.00		
26	2022.07.18 06:16	s/l	6	0.11	1716.36	1716.31	0.00	0.44	10821.88
27	2022.07.18 06:16	sell	7	0.11	1716.09	1726.10	0.00		
28	2022.07.19 03:16	modify	7	0.11	1716.09	1716.10	0.00		
29	2022.07.19 13:48	s/l	7	0.11	1716.14	1716.10	0.00	-0.29	10821.59

Tester Live 2022 Agustus TPF-Live (Build 1415)

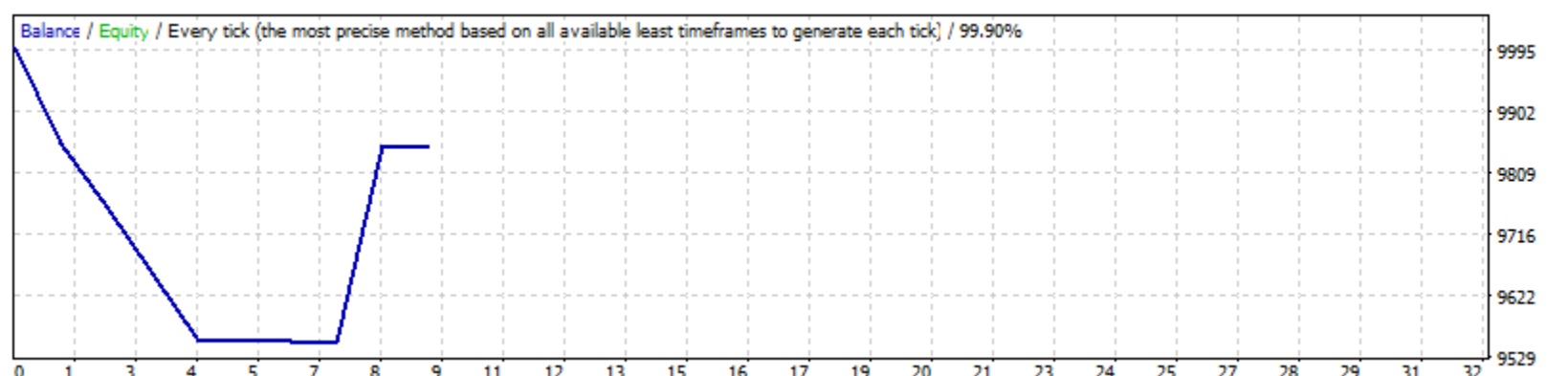
Symbol	XAUUSD.tp (Loco Gold)		
Bars in test	740 Ticks modelled	2615590 Modelling quality	99.90%
Mismatched charts errors	0		
Initial deposit	10000.00	Spread	Current (23)
Total net profit	409.44 Gross profit	619.05 Gross loss	-209.61
Profit factor	2.95 Expected payoff	51.18	
Absolute drawdown	142.60 Maximal drawdown	246.00 (2.43%) Relative drawdown	2.43% (246.00)
Total trades	8 Short positions (won %)	1 (100.00%) Long positions (won %)	7 (28.57%)
	Profit trades (% of total)	3 (37.50%) Loss trades (% of total)	5 (62.50%)
	Largest profit trade	325.73 loss trade	-100.80
	Average profit trade	206.35 loss trade	-41.92
	Maximum consecutive wins (profit in money)	1 (325.73) consecutive losses (loss in money)	2 (-101.90)
	Maximal consecutive profit (count of wins)	325.73 (1) consecutive loss (count of losses)	-101.90 (2)
	Average consecutive wins	1 consecutive losses	2



#	Time	Type	Order	Size	Price	S / L	T / P	Profit	Balance
1	2022.08.02 05:00	buy	1	0.10	1777.58	1767.55	0.00		
2	2022.08.02 15:31	modify	1	0.10	1777.58	1777.55	0.00		
3	2022.08.02 16:22	s/l	1	0.10	1777.48	1777.55	0.00	-1.10	9998.90
4	2022.08.03 05:00	buy	2	0.10	1764.80	1754.85	0.00		
5	2022.08.03 17:53	s/l	2	0.10	1754.73	1754.85	0.00	-100.80	9898.10
6	2022.08.04 05:00	buy	3	0.10	1768.32	1758.27	0.00		
7	2022.08.04 12:08	modify	3	0.10	1768.32	1768.27	0.00		
8	2022.08.04 15:05	modify	3	0.10	1768.32	1778.27	0.00		
9	2022.08.04 16:02	s/l	3	0.10	1778.28	1778.27	0.00	99.50	9997.60
10	2022.08.05 05:00	buy	4	0.10	1790.04	1780.13	0.00		
11	2022.08.05 15:30	s/l	4	0.10	1780.05	1780.13	0.00	-100.00	9897.60
12	2022.08.08 05:00	buy	5	0.10	1775.16	1765.16	0.00		
13	2022.08.08 15:22	modify	5	0.10	1775.16	1775.16	0.00		
14	2022.08.09 16:05	modify	5	0.10	1775.16	1785.16	0.00		
15	2022.08.10 15:30	modify	5	0.10	1775.16	1795.16	0.00		
16	2022.08.10 16:02	s/l	5	0.10	1794.97	1795.16	0.00	193.82	10091.42
17	2022.08.11 05:00	buy	6	0.10	1788.31	1778.31	0.00		
18	2022.08.11 15:26	modify	6	0.10	1788.31	1788.31	0.00		
19	2022.08.11 18:11	s/l	6	0.10	1788.28	1788.31	0.00	-0.40	10091.02
20	2022.08.12 05:00	buy	7	0.10	1787.28	1777.27	0.00		
21	2022.08.12 16:50	modify	7	0.10	1787.28	1787.27	0.00		
22	2022.08.15 10:48	s/l	7	0.10	1787.19	1787.27	0.00	-7.31	10083.71
23	2022.08.16 05:00	sell	8	0.10	1779.21	1789.30	0.00		
24	2022.08.17 14:18	modify	8	0.10	1779.21	1779.30	0.00		
25	2022.08.18 18:41	modify	8	0.10	1779.21	1769.30	0.00		
26	2022.08.19 17:33	modify	8	0.10	1779.21	1759.30	0.00		
27	2022.08.19 23:59	close at stop	8	0.10	1746.73	1759.30	0.00	325.73	10409.44

Tester Live 2022 September TPF-Live (Build 1415)

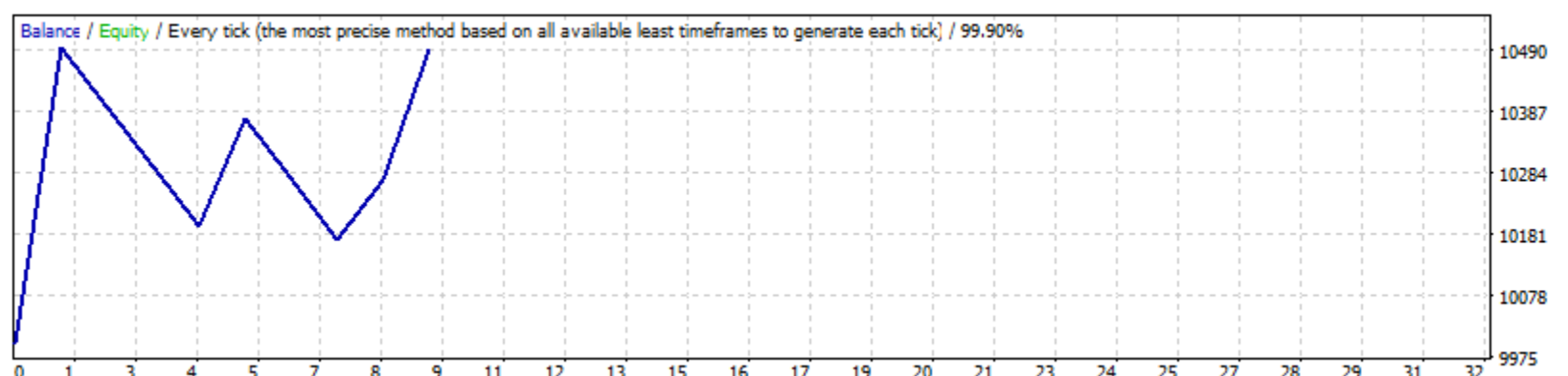
Symbol	XAUUSD.tp (Loco Gold)		
Bars in test	643 Ticks modelled	2441724 Modelling quality	99.90%
Mismatched charts errors	0		
Initial deposit	10000.00	Spread	Current (23)
Total net profit	-150.73 Gross profit	298.45 Gross loss	-449.18
Profit factor	0.66 Expected payoff	-16.75	
Absolute drawdown	522.08 Maximal drawdown	533.48 (5.33%) Relative drawdown	5.33% (533.48)
Total trades	9 Short positions (won %)	5 (20.00%) Long positions (won %)	4 (25.00%)
	Profit trades (% of total)	2 (22.22%) Loss trades (% of total)	7 (77.78%)
	Largest profit trade	298.35 loss trade	-144.90
	Average profit trade	149.23 loss trade	-64.17
	Maximum consecutive wins (profit in money)	1 (298.35) consecutive losses (loss in money)	4 (-444.77)
	Maximal consecutive profit (count of wins)	298.35 (1) consecutive loss (count of losses)	-444.77 (4)
	Average consecutive wins	1 consecutive losses	2



#	Time	Type	Order	Size	Price	S / L	T / P	Profit	Balance
1	2022.09.02 05:00	sell	1	0.10	1697.56	1707.59	0.00		
2	2022.09.02 15:30	s/l	1	0.10	1712.04	1707.59	0.00	-144.90	9855.10
3	2022.09.05 05:00	sell	2	0.10	1711.67	1721.62	0.00		
4	2022.09.06 03:42	s/l	2	0.10	1721.53	1721.62	0.00	-98.37	9756.73
5	2022.09.06 05:00	buy	3	0.10	1718.42	1708.37	0.00		
6	2022.09.06 15:56	s/l	3	0.10	1708.31	1708.37	0.00	-101.20	9655.53
7	2022.09.07 05:00	sell	4	0.10	1696.95	1706.86	0.00		
8	2022.09.07 12:56	s/l	4	0.10	1706.97	1706.86	0.00	-100.30	9555.23
9	2022.09.08 05:00	buy	5	0.10	1715.51	1705.51	0.00		
10	2022.09.08 14:38	modify	5	0.10	1715.51	1715.51	0.00		
11	2022.09.08 15:42	s/l	5	0.10	1715.53	1715.51	0.00	0.10	9555.33
12	2022.09.09 05:00	buy	6	0.10	1716.95	1706.95	0.00		
13	2022.09.09 10:14	modify	6	0.10	1716.95	1716.95	0.00		
14	2022.09.09 16:22	s/l	6	0.10	1716.90	1716.95	0.00	-0.60	9554.73
15	2022.09.12 05:00	buy	7	0.10	1716.67	1706.66	0.00		
16	2022.09.12 12:02	modify	7	0.10	1716.67	1716.66	0.00		
17	2022.09.13 15:30	s/l	7	0.10	1716.56	1716.66	0.00	-3.21	9551.52
18	2022.09.14 05:00	sell	8	0.10	1699.89	1709.98	0.00		
19	2022.09.15 07:38	modify	8	0.10	1699.89	1699.98	0.00		
20	2022.09.15 17:47	modify	8	0.10	1699.89	1689.98	0.00		
21	2022.09.15 17:52	modify	8	0.10	1699.89	1679.98	0.00		
22	2022.09.16 09:30	modify	8	0.10	1699.89	1669.98	0.00		
23	2022.09.16 17:08	s/l	8	0.10	1670.11	1669.98	0.00	298.35	9849.87
24	2022.09.19 05:00	sell	9	0.10	1671.47	1681.54	0.00		
25	2022.09.19 10:24	modify	9	0.10	1671.47	1671.54	0.00		
26	2022.09.19 17:45	s/l	9	0.10	1671.52	1671.54	0.00	-0.60	9849.27

Tester Live 2022 Oktober TPF-Live (Build 1415)

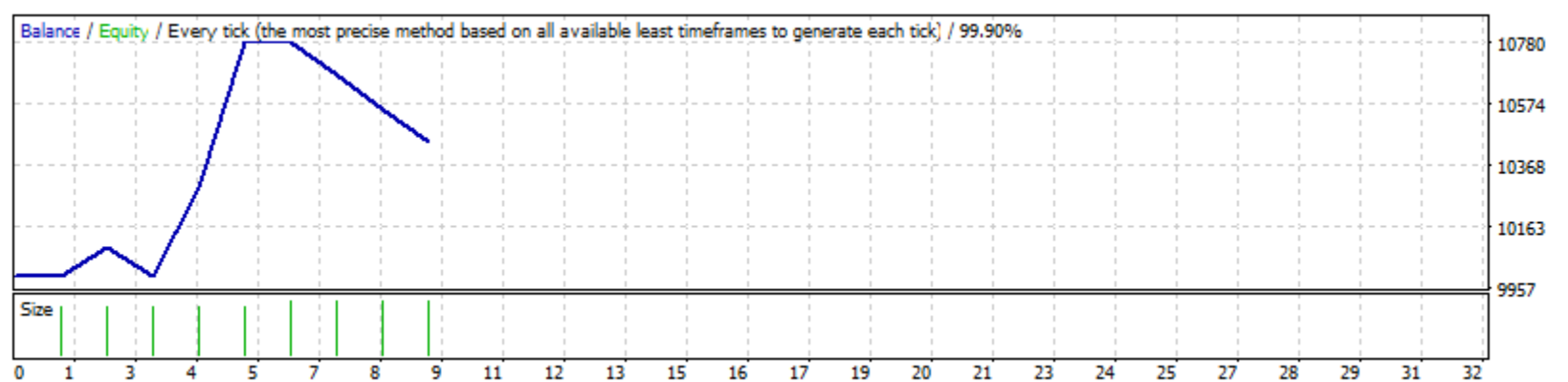
Symbol	XAUUSD.tp (Loco Gold)		
Bars in test	698 Ticks modelled	3019266 Modelling quality	99.90%
Mismatched charts errors	0		
Initial deposit	10000.00	Spread	Current (24)
Total net profit	493.11 Gross profit	994.61 Gross loss	-501.50
Profit factor	1.98 Expected payoff	54.79	
Absolute drawdown	95.30 Maximal drawdown	468.59 (4.42%) Relative drawdown	4.42% (468.59)
Total trades	9 Short positions (won %)	5 (60.00%) Long positions (won %)	4 (25.00%)
	Profit trades (% of total)	4 (44.44%) Loss trades (% of total)	5 (55.56%)
	Largest profit trade	495.10 loss trade	-101.40
	Average profit trade	248.65 loss trade	-100.30
	Maximum consecutive wins (profit in money)	2 (319.08) consecutive losses (loss in money)	3 (-300.40)
	Maximal consecutive profit (count of wins)	495.10 (1) consecutive loss (count of losses)	-300.40 (3)
	Average consecutive wins	1 consecutive losses	3



#	Time	Type	Order	Size	Price	S / L	T / P	Profit	Balance
1	2022.10.03 05:00	buy	1	0.10	1669.12	1659.09	0.00		
2	2022.10.03 17:08	modify	1	0.10	1669.12	1669.09	0.00		
3	2022.10.03 17:30	modify	1	0.10	1669.12	1679.09	0.00		
4	2022.10.03 21:50	modify	1	0.10	1669.12	1689.09	0.00		
5	2022.10.04 10:08	modify	1	0.10	1669.12	1699.09	0.00		
6	2022.10.04 17:39	modify	1	0.10	1669.12	1709.09	0.00		
7	2022.10.04 19:40	modify	1	0.10	1669.12	1719.09	0.00		
8	2022.10.05 04:42	s/l	1	0.10	1719.04	1719.09	0.00	495.10	10495.10
9	2022.10.05 05:00	buy	2	0.10	1720.11	1710.16	0.00		
10	2022.10.05 11:23	s/l	2	0.10	1710.25	1710.16	0.00	-98.70	10396.40
11	2022.10.06 05:00	buy	3	0.10	1721.39	1711.34	0.00		
12	2022.10.06 14:26	s/l	3	0.10	1711.37	1711.34	0.00	-100.30	10296.10
13	2022.10.07 05:00	buy	4	0.10	1710.82	1700.91	0.00		
14	2022.10.07 15:45	s/l	4	0.10	1700.69	1700.91	0.00	-101.40	10194.70
15	2022.10.10 05:00	sell	5	0.10	1693.93	1703.93	0.00		
16	2022.10.10 10:45	modify	5	0.10	1693.93	1693.93	0.00		
17	2022.10.10 16:23	modify	5	0.10	1693.93	1683.93	0.00		
18	2022.10.11 05:14	modify	5	0.10	1693.93	1673.93	0.00		
19	2022.10.11 18:30	s/l	5	0.10	1675.91	1673.93	0.00	180.42	10375.13
20	2022.10.12 05:00	sell	6	0.10	1663.45	1673.45	0.00		
21	2022.10.12 09:31	s/l	6	0.10	1673.49	1673.45	0.00	-100.50	10274.63
22	2022.10.13 05:00	sell	7	0.10	1672.14	1682.15	0.00		
23	2022.10.13 14:41	s/l	7	0.10	1682.19	1682.15	0.00	-100.60	10174.03
24	2022.10.14 05:00	sell	8	0.10	1667.76	1677.85	0.00		
25	2022.10.14 12:10	modify	8	0.10	1667.76	1667.85	0.00		
26	2022.10.14 17:00	modify	8	0.10	1667.76	1657.85	0.00		
27	2022.10.17 12:32	s/l	8	0.10	1657.93	1657.85	0.00	99.16	10273.19
28	2022.10.18 05:00	sell	9	0.10	1651.01	1661.08	0.00		
29	2022.10.19 09:53	modify	9	0.10	1651.01	1651.08	0.00		
30	2022.10.19 15:22	modify	9	0.10	1651.01	1641.08	0.00		
31	2022.10.19 23:59	close at stop	9	0.10	1629.04	1641.08	0.00	219.92	10493.11

Tester Live 2022 November TPF-Live (Build 1415)

Symbol	XAUUSD.tp (Loco Gold)		
Bars in test	694 Ticks modelled	2386600 Modelling quality	99.90%
Mismatched charts errors	0		
Initial deposit	10000.00	Spread	Current (24)
Total net profit	446.10 Gross profit	887.72 Gross loss	-441.63
Profit factor	2.01 Expected payoff	49.57	
Absolute drawdown	84.55 Maximal drawdown	506.74 (4.63%) Relative drawdown	4.63% (506.74)
Total trades	9 Short positions (won %)	2 (50.00%) Long positions (won %)	7 (28.57%)
	Profit trades (% of total)	3 (33.33%) Loss trades (% of total)	6 (66.67%)
	Largest profit trade	491.67 loss trade	-113.16
	Average profit trade	295.91 loss trade	-73.60
	Maximum consecutive wins (profit in money)	2 (787.62) consecutive losses (loss in money)	4 (-338.33)
	Maximal consecutive profit (count of wins)	787.62 (2) consecutive loss (count of losses)	-338.33 (4)
	Average consecutive wins	2 consecutive losses	2



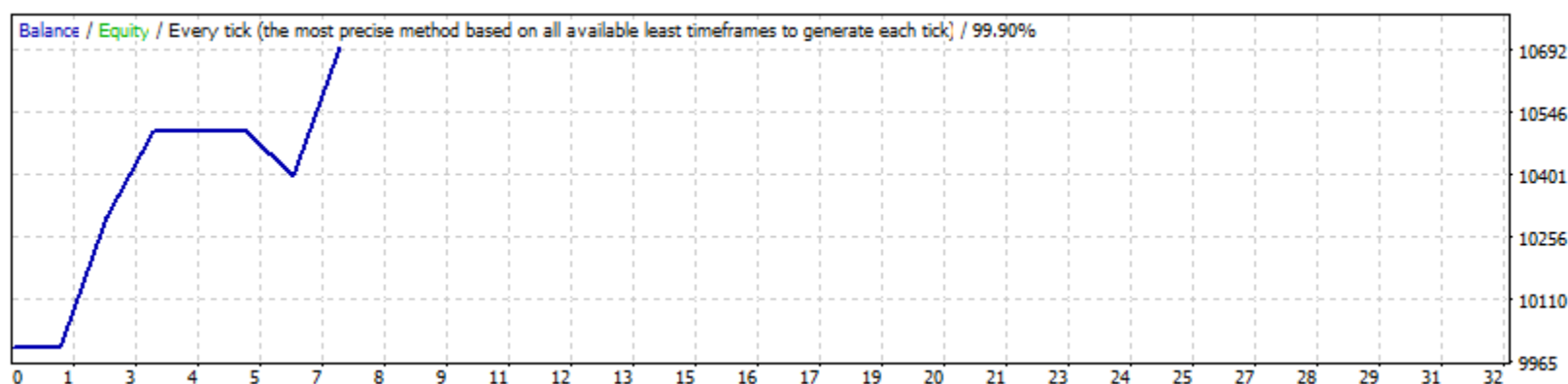
#	Time	Type	Order	Size	Price	S / L	T / P	Profit	Balance
1	2022.11.02 05:00	buy	1	0.10	1650.07	1640.04	0.00		
2	2022.11.02 21:01	modify	1	0.10	1650.07	1650.04	0.00		
3	2022.11.02 21:50	s/l	1	0.10	1649.82	1650.04	0.00	-2.60	9997.40
4	2022.11.03 05:00	sell	2	0.10	1637.94	1647.89	0.00		
5	2022.11.03 11:02	modify	2	0.10	1637.94	1637.89	0.00		
6	2022.11.03 14:40	modify	2	0.10	1637.94	1627.89	0.00		
7	2022.11.03 17:49	s/l	2	0.10	1627.92	1627.89	0.00	100.10	10097.50
8	2022.11.04 05:00	sell	3	0.10	1633.65	1643.70	0.00		
9	2022.11.04 07:49	s/l	3	0.10	1643.71	1643.70	0.00	-100.70	9996.80
10	2022.11.07 05:00	buy	4	0.10	1672.49	1662.58	0.00		
11	2022.11.08 17:08	modify	4	0.10	1672.49	1672.58	0.00		
12	2022.11.08 17:09	modify	4	0.10	1672.49	1682.58	0.00		
13	2022.11.08 17:16	modify	4	0.10	1672.49	1692.58	0.00		
14	2022.11.08 17:48	modify	4	0.10	1672.49	1702.58	0.00		
15	2022.11.09 21:39	s/l	4	0.10	1702.49	1702.58	0.00	295.95	10292.75
16	2022.11.10 05:00	buy	5	0.10	1708.81	1698.81	0.00		
17	2022.11.10 15:30	modify	5	0.10	1708.81	1708.81	0.00		
18	2022.11.10 15:30	modify	5	0.10	1708.81	1718.81	0.00		
19	2022.11.10 16:12	modify	5	0.10	1708.81	1728.81	0.00		
20	2022.11.10 17:09	modify	5	0.10	1708.81	1738.81	0.00		
21	2022.11.11 07:30	modify	5	0.10	1708.81	1748.81	0.00		
22	2022.11.11 23:40	modify	5	0.10	1708.81	1758.81	0.00		
23	2022.11.14 07:36	s/l	5	0.10	1758.81	1758.81	0.00	491.67	10784.42
24	2022.11.15 05:00	buy	6	0.11	1771.05	1761.05	0.00		
25	2022.11.15 09:46	modify	6	0.11	1771.05	1771.05	0.00		
26	2022.11.15 16:34	s/l	6	0.11	1771.02	1771.05	0.00	-0.44	10783.98
27	2022.11.16 05:00	buy	7	0.11	1776.92	1766.91	0.00		
28	2022.11.17 04:22	s/l	7	0.11	1766.85	1766.91	0.00	-113.16	10670.83
29	2022.11.17 05:00	buy	8	0.11	1767.63	1757.54	0.00		
30	2022.11.17 15:05	s/l	8	0.11	1757.46	1757.54	0.00	-111.98	10558.85
31	2022.11.18 05:00	buy	9	0.11	1762.89	1752.82	0.00		
32	2022.11.18 16:47	s/l	9	0.11	1752.65	1752.82	0.00	-112.75	10446.10

Tester Live 2022 Desember TPF-Live (Build 1415)

Symbol XAUUSD.tp (Loco Gold)
 Bars in test 1064 Ticks modelled 3389909 Modelling quality 99.90%
 Mismatched charts errors 0

Initial deposit 10000.00 Spread Current (24)
 Total net profit 698.60 Gross profit 802.90 Gross loss -104.30
 Profit factor 7.70 Expected payoff 99.80
 Absolute drawdown 52.60 Maximal drawdown 335.80 (3.15%) Relative drawdown 3.15% (335.80)

Total trades 7 Short positions (won %) 4 (75.00%) Long positions (won %) 3 (66.67%)
 Profit trades (% of total) 5 (71.43%) Loss trades (% of total) 2 (28.57%)
 Largest profit trade 300.70 loss trade -103.70
 Average profit trade 160.58 loss trade -52.15
 Maximum consecutive wins (profit in money) 4 (503.60) consecutive losses (loss in money) 2 (-104.30)
 Maximal consecutive profit (count of wins) 503.60 (4) consecutive loss (count of losses) -104.30 (2)
 Average consecutive wins 3 consecutive losses 2



#	Time	Type	Order	Size	Price	S / L	T / P	Profit	Balance
1	2022.12.02 05:00	sell	1	0.10	1797.89	1807.87	0.00		
2	2022.12.02 15:30	modify	1	0.10	1797.89	1797.87	0.00		
3	2022.12.02 19:14	s/l	1	0.10	1797.81	1797.87	0.00	0.70	10000.70
4	2022.12.05 05:00	sell	2	0.10	1806.72	1816.74	0.00		
5	2022.12.05 10:44	modify	2	0.10	1806.72	1806.74	0.00		
6	2022.12.05 16:48	modify	2	0.10	1806.72	1796.74	0.00		
7	2022.12.05 17:01	modify	2	0.10	1806.72	1786.74	0.00		
8	2022.12.05 20:51	modify	2	0.10	1806.72	1776.74	0.00		
9	2022.12.06 13:32	s/l	2	0.10	1776.64	1776.74	0.00	300.70	10301.40
10	2022.12.07 05:00	buy	3	0.10	1773.97	1764.06	0.00		
11	2022.12.07 16:37	modify	3	0.10	1773.97	1774.06	0.00		
12	2022.12.08 17:26	modify	3	0.10	1773.97	1784.06	0.00		
13	2022.12.09 15:30	modify	3	0.10	1773.97	1794.06	0.00		
14	2022.12.09 15:30	s/l	3	0.10	1794.09	1794.06	0.00	201.10	10502.50
15	2022.12.12 05:00	sell	4	0.10	1788.26	1798.17	0.00		
16	2022.12.12 21:09	modify	4	0.10	1788.26	1788.17	0.00		
17	2022.12.13 09:26	s/l	4	0.10	1788.14	1788.17	0.00	1.10	10503.60
18	2022.12.14 05:00	sell	5	0.10	1810.56	1820.61	0.00		
19	2022.12.14 21:00	modify	5	0.10	1810.56	1810.61	0.00		
20	2022.12.14 22:10	s/l	5	0.10	1810.61	1810.61	0.00	-0.60	10503.00
21	2022.12.15 05:00	buy	6	0.10	1794.07	1784.06	0.00		
22	2022.12.15 10:14	s/l	6	0.10	1783.71	1784.06	0.00	-103.70	10399.30
23	2022.12.16 05:00	buy	7	0.10	1782.05	1772.03	0.00		
24	2022.12.16 16:56	modify	7	0.10	1782.05	1782.03	0.00		
25	2022.12.20 10:44	modify	7	0.10	1782.05	1792.03	0.00		
26	2022.12.20 16:49	modify	7	0.10	1782.05	1802.03	0.00		
27	2022.12.21 17:36	modify	7	0.10	1782.05	1812.03	0.00		
28	2022.12.22 15:35	s/l	7	0.10	1811.99	1812.03	0.00	299.30	10698.60

jan	feb	mar	apr	may	jun	jul	augst	sep	octo	nov	des	Hasil
-3,15%	9,44%	2,85%	-2,26%	1,84%	2,96%	8,21%	4,09%	-1,50%	4,93%	4,46%	6,98%	38,85%