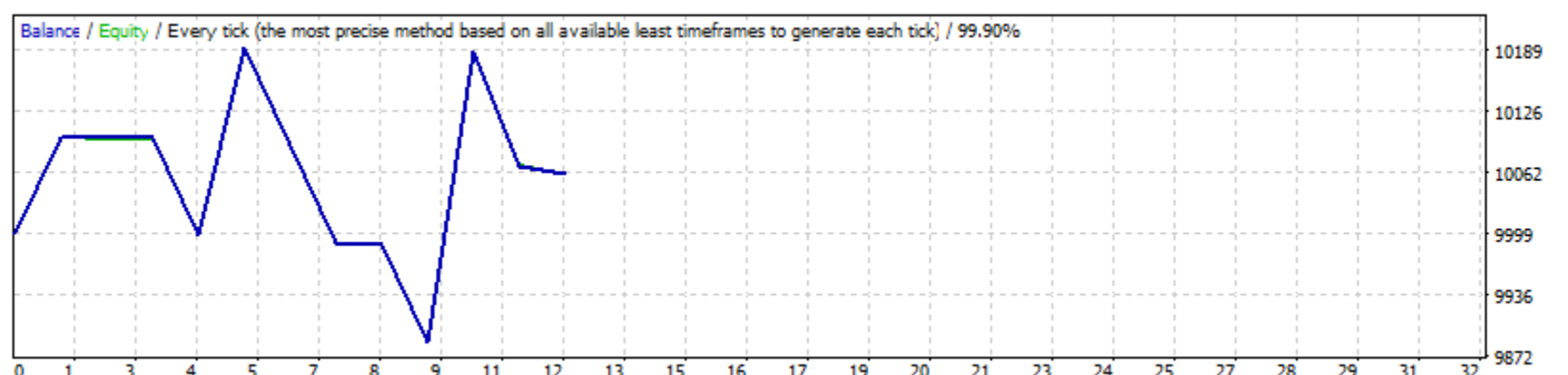


Tester Live 2021 Januari TPF-Live (Build 1415)

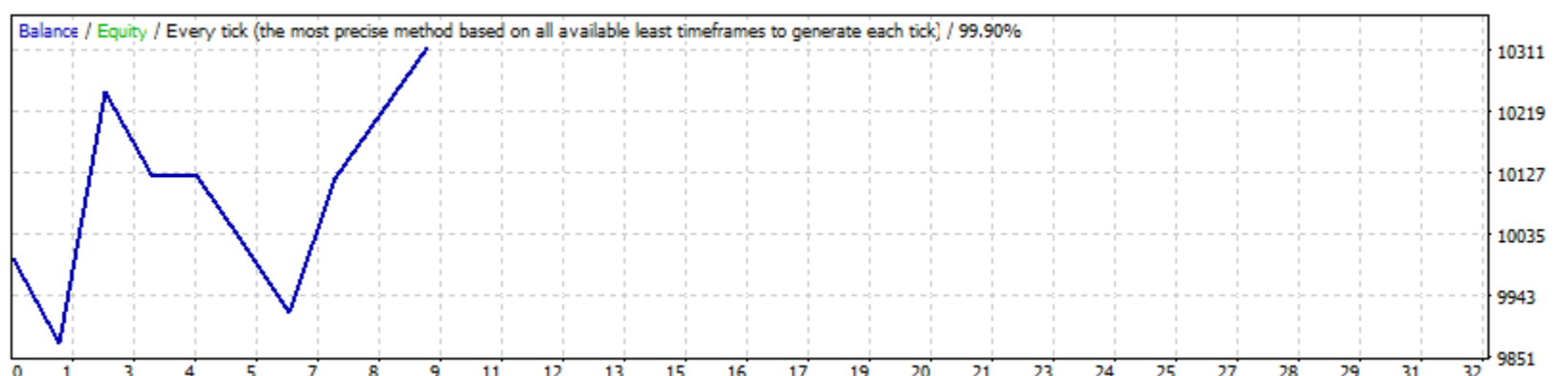
Symbol	XAUUSD.tp (Loco Gold)		
Bars in test	644 Ticks modelled	2609527 Modelling quality	99.90%
Mismatched charts errors	0		
Initial deposit	10000.00	Spread	Current (23)
Total net profit	60.87 Gross profit	593.57 Gross loss	-532.70
Profit factor	1.11 Expected payoff	5.07	
Absolute drawdown	159.10 Maximal drawdown	507.70 (4.91%) Relative drawdown	4.91% (507.70)
Total trades	12 Short positions (won %)	9 (22.22%) Long positions (won %)	3 (66.67%)
	Profit trades (% of total)	4 (33.33%) Loss trades (% of total)	8 (66.67%)
	Largest profit trade	300.57 loss trade	-118.40
	Average profit trade	148.39 loss trade	-66.59
	Maximum consecutive wins (profit in money)	2 (98.90) consecutive losses (loss in money)	4 (-304.40)
	Maximal consecutive profit (count of wins)	300.57 (1) consecutive loss (count of losses)	-304.40 (4)
	Average consecutive wins	1 consecutive losses	3



#	Time	Type	Order	Size	Price	S / L	T / P	Profit	Balance
1	2021.01.04 05:00	buy	1	0.10	1921.96	1911.93	0.00		
2	2021.01.04 10:23	modify	1	0.10	1921.96	1921.93	0.00		
3	2021.01.04 15:38	modify	1	0.10	1921.96	1931.93	0.00		
4	2021.01.04 17:16	s/l	1	0.10	1931.79	1931.93	0.00	98.20	10098.20
5	2021.01.05 05:00	buy	2	0.10	1939.49	1929.54	0.00		
6	2021.01.05 13:25	modify	2	0.10	1939.49	1939.54	0.00		
7	2021.01.05 17:01	s/l	2	0.10	1939.57	1939.54	0.00	0.70	10098.90
8	2021.01.06 05:00	buy	3	0.10	1944.25	1934.20	0.00		
9	2021.01.06 10:44	modify	3	0.10	1944.25	1944.20	0.00		
10	2021.01.06 14:00	s/l	3	0.10	1944.21	1944.20	0.00	-0.50	10098.40
11	2021.01.07 05:00	sell	4	0.10	1916.13	1926.04	0.00		
12	2021.01.07 08:42	s/l	4	0.10	1926.14	1926.04	0.00	-100.20	9998.20
13	2021.01.08 05:00	sell	5	0.10	1912.12	1922.12	0.00		
14	2021.01.08 10:00	modify	5	0.10	1912.12	1912.12	0.00		
15	2021.01.08 10:00	modify	5	0.10	1912.12	1902.12	0.00		
16	2021.01.08 10:00	modify	5	0.10	1912.12	1892.12	0.00		
17	2021.01.08 10:01	s/l	5	0.10	1892.70	1892.12	0.00	194.10	10192.30
18	2021.01.11 05:00	sell	6	0.10	1835.34	1845.34	0.00		
19	2021.01.11 08:27	s/l	6	0.10	1845.37	1845.34	0.00	-100.40	10091.90
20	2021.01.12 05:00	sell	7	0.10	1847.31	1857.32	0.00		
21	2021.01.12 07:43	s/l	7	0.10	1857.42	1857.32	0.00	-101.20	9990.70
22	2021.01.13 05:00	sell	8	0.10	1859.67	1869.76	0.00		
23	2021.01.13 11:14	modify	8	0.10	1859.67	1859.76	0.00		
24	2021.01.13 16:06	s/l	8	0.10	1859.88	1859.76	0.00	-2.20	9988.50
25	2021.01.14 05:00	sell	9	0.10	1839.60	1849.67	0.00		
26	2021.01.14 16:27	s/l	9	0.10	1849.65	1849.67	0.00	-100.60	9887.90
27	2021.01.15 05:00	sell	10	0.10	1852.39	1862.35	0.00		
28	2021.01.15 15:44	modify	10	0.10	1852.39	1852.35	0.00		
29	2021.01.15 17:10	modify	10	0.10	1852.39	1842.35	0.00		
30	2021.01.18 01:35	modify	10	0.10	1852.39	1832.35	0.00		
31	2021.01.18 01:35	modify	10	0.10	1852.39	1822.35	0.00		
32	2021.01.18 01:38	s/l	10	0.10	1822.43	1822.35	0.00	300.57	10188.47
33	2021.01.18 05:00	sell	11	0.10	1828.67	1838.67	0.00		
34	2021.01.18 07:37	s/l	11	0.10	1840.50	1838.67	0.00	-118.40	10070.07
35	2021.01.19 05:00	sell	12	0.10	1839.25	1849.35	0.00		
36	2021.01.19 23:59	close at stop	12	0.10	1840.16	1849.35	0.00	-9.20	10060.87

Tester Live 2021 Februari TPF-Live (Build 1415)

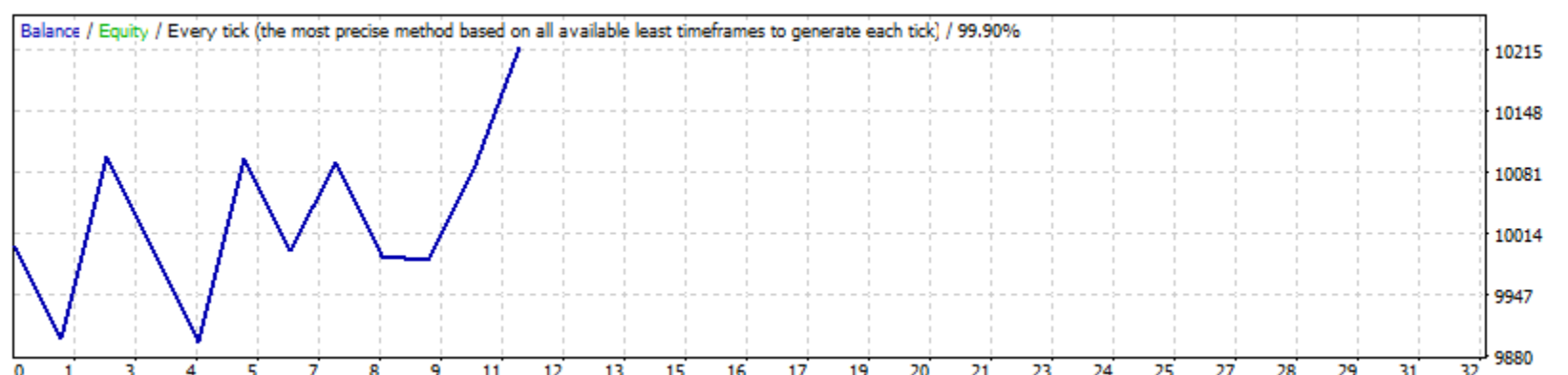
Symbol	XAUUSD.tp (Loco Gold)		
Bars in test	734 Ticks modelled	3293083 Modelling quality	99.90%
Mismatched charts errors	0		
Initial deposit	10000.00	Spread	Current (23)
Total net profit	315.76 Gross profit	774.60 Gross loss	-458.84
Profit factor	1.69 Expected payoff	35.08	
Absolute drawdown	136.90 Maximal drawdown	540.29 (5.17%) Relative drawdown	5.17% (540.29)
Total trades	9 Short positions (won %)	6 (66.67%) Long positions (won %)	3 (0.00%)
	Profit trades (% of total)	4 (44.44%) Loss trades (% of total)	5 (55.56%)
	Largest profit trade	377.81 loss trade	-127.10
	Average profit trade	193.65 loss trade	-91.77
	Maximum consecutive wins (profit in money)	3 (396.80) consecutive losses (loss in money)	4 (-331.74)
	Maximal consecutive profit (count of wins)	396.80 (3) consecutive loss (count of losses)	-331.74 (4)
	Average consecutive wins	2 consecutive losses	3



#	Time	Type	Order	Size	Price	S / L	T / P	Profit	Balance
1	2021.02.02 05:00	buy	1	0.10	1858.91	1848.88	0.00		
2	2021.02.02 09:25	s/l	1	0.10	1846.21	1848.88	0.00	-127.10	9872.90
3	2021.02.03 05:00	sell	2	0.10	1842.01	1851.96	0.00		
4	2021.02.03 16:48	modify	2	0.10	1842.01	1841.96	0.00		
5	2021.02.04 05:00	modify	2	0.10	1842.01	1831.96	0.00		
6	2021.02.04 11:16	modify	2	0.10	1842.01	1821.96	0.00		
7	2021.02.04 16:03	modify	2	0.10	1842.01	1811.96	0.00		
8	2021.02.04 16:31	modify	2	0.10	1842.01	1801.96	0.00		
9	2021.02.05 10:10	s/l	2	0.10	1804.29	1801.96	0.00	377.81	10250.71
10	2021.02.08 05:00	sell	3	0.10	1810.72	1820.77	0.00		
11	2021.02.08 13:33	s/l	3	0.10	1823.32	1820.77	0.00	-126.10	10124.61
12	2021.02.09 05:00	buy	4	0.10	1841.40	1831.49	0.00		
13	2021.02.10 15:33	modify	4	0.10	1841.40	1841.49	0.00		
14	2021.02.10 16:57	s/l	4	0.10	1841.36	1841.49	0.00	-2.64	10121.96
15	2021.02.11 05:00	buy	5	0.10	1837.96	1827.96	0.00		
16	2021.02.11 19:05	s/l	5	0.10	1827.98	1827.96	0.00	-99.90	10022.06
17	2021.02.12 05:00	sell	6	0.10	1819.64	1829.64	0.00		
18	2021.02.12 17:55	s/l	6	0.10	1829.94	1829.64	0.00	-103.10	9918.96
19	2021.02.15 05:00	sell	7	0.10	1824.98	1834.99	0.00		
20	2021.02.16 13:59	modify	7	0.10	1824.98	1824.99	0.00		
21	2021.02.16 15:01	modify	7	0.10	1824.98	1814.99	0.00		
22	2021.02.16 16:00	modify	7	0.10	1824.98	1804.99	0.00		
23	2021.02.16 17:14	s/l	7	0.10	1805.04	1804.99	0.00	199.65	10118.62
24	2021.02.17 05:00	sell	8	0.10	1793.88	1803.97	0.00		
25	2021.02.17 10:22	modify	8	0.10	1793.88	1793.97	0.00		
26	2021.02.17 15:40	modify	8	0.10	1793.88	1783.97	0.00		
27	2021.02.17 16:40	s/l	8	0.10	1784.08	1783.97	0.00	97.90	10216.52
28	2021.02.18 05:00	sell	9	0.10	1782.93	1793.00	0.00		
29	2021.02.18 17:05	modify	9	0.10	1782.93	1783.00	0.00		
30	2021.02.19 03:07	modify	9	0.10	1782.93	1773.00	0.00		
31	2021.02.19 07:51	s/l	9	0.10	1773.03	1773.00	0.00	99.25	10315.76

Tester Live 2021 Maret TPF-Live (Build 1415)

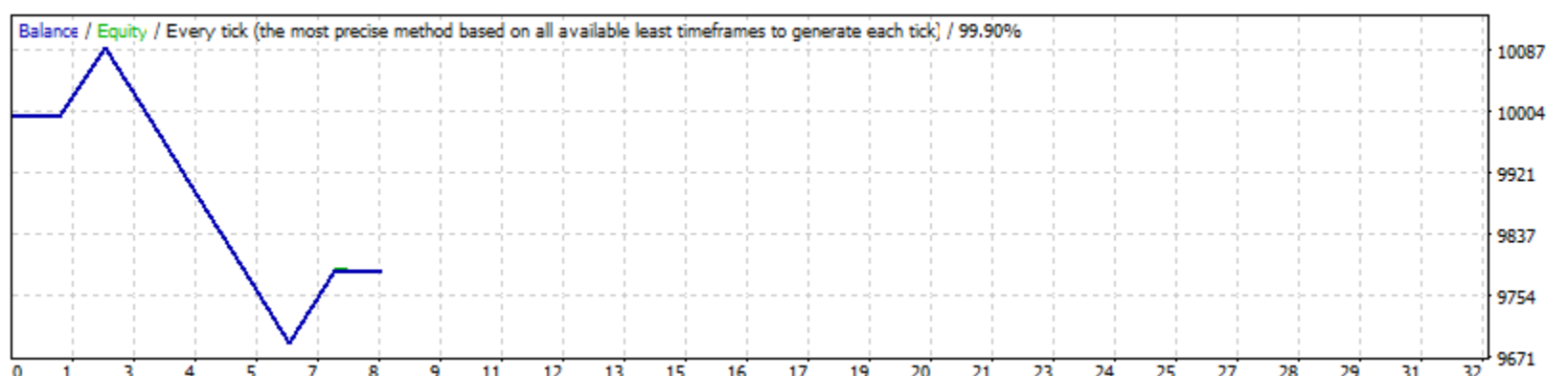
Symbol	XAUUSD.tp (Loco Gold)		
Bars in test	742 Ticks modelled	4305367 Modelling quality	99.90%
Mismatched charts errors	0		
Initial deposit	10000.00	Spread	Current (23)
Total net profit	218.66 Gross profit	728.58 Gross loss	-509.92
Profit factor	1.43 Expected payoff	19.88	
Absolute drawdown	135.00 Maximal drawdown	363.72 (3.55%) Relative drawdown	3.55% (363.72)
Total trades	11 Short positions (won %)	6 (33.33%) Long positions (won %)	5 (60.00%)
	Profit trades (% of total)	5 (45.45%) Loss trades (% of total)	6 (54.55%)
	Largest profit trade	200.43 loss trade	-102.10
	Average profit trade	145.72 loss trade	-84.99
	Maximum consecutive wins (profit in money)	2 (232.46) consecutive losses (loss in money)	2 (-202.20)
	Maximal consecutive profit (count of wins)	232.46 (2) consecutive loss (count of losses)	-202.20 (2)
	Average consecutive wins	1 consecutive losses	2



#	Time	Type	Order	Size	Price	S / L	T / P	Profit	Balance
1	2021.03.02 05:00	sell	1	0.10	1712.51	1722.54	0.00		
2	2021.03.02 09:02	s/l	1	0.10	1722.59	1722.54	0.00	-100.90	9899.10
3	2021.03.03 05:00	sell	2	0.10	1732.68	1742.63	0.00		
4	2021.03.03 13:27	modify	2	0.10	1732.68	1732.63	0.00		
5	2021.03.03 15:16	modify	2	0.10	1732.68	1722.63	0.00		
6	2021.03.03 17:44	modify	2	0.10	1732.68	1712.63	0.00		
7	2021.03.03 17:55	s/l	2	0.10	1712.75	1712.63	0.00	199.20	10098.30
8	2021.03.04 05:00	sell	3	0.10	1712.22	1722.27	0.00		
9	2021.03.04 15:00	s/l	3	0.10	1722.24	1722.27	0.00	-100.30	9998.00
10	2021.03.05 05:00	sell	4	0.10	1694.36	1704.27	0.00		
11	2021.03.05 16:16	s/l	4	0.10	1704.54	1704.27	0.00	-101.90	9896.10
12	2021.03.08 05:00	sell	5	0.10	1708.97	1718.97	0.00		
13	2021.03.08 09:24	modify	5	0.10	1708.97	1708.97	0.00		
14	2021.03.08 13:31	modify	5	0.10	1708.97	1698.97	0.00		
15	2021.03.08 18:38	modify	5	0.10	1708.97	1688.97	0.00		
16	2021.03.09 04:30	s/l	5	0.10	1688.95	1688.97	0.00	200.43	10096.53
17	2021.03.09 05:00	sell	6	0.10	1687.39	1697.39	0.00		
18	2021.03.09 09:52	s/l	6	0.10	1697.50	1697.39	0.00	-101.20	9995.33
19	2021.03.10 05:00	buy	7	0.10	1713.69	1703.68	0.00		
20	2021.03.10 15:36	modify	7	0.10	1713.69	1713.68	0.00		
21	2021.03.11 05:26	modify	7	0.10	1713.69	1723.68	0.00		
22	2021.03.11 16:27	s/l	7	0.10	1723.55	1723.68	0.00	96.49	10091.81
23	2021.03.12 05:00	buy	8	0.10	1719.77	1709.68	0.00		
24	2021.03.12 08:53	s/l	8	0.10	1709.57	1709.68	0.00	-102.10	9989.71
25	2021.03.15 05:00	buy	9	0.10	1729.78	1719.71	0.00		
26	2021.03.16 17:29	modify	9	0.10	1729.78	1729.71	0.00		
27	2021.03.16 18:31	s/l	9	0.10	1729.64	1729.71	0.00	-3.52	9986.19
28	2021.03.17 05:00	buy	10	0.10	1733.63	1723.67	0.00		
29	2021.03.17 21:14	modify	10	0.10	1733.63	1733.67	0.00		
30	2021.03.18 04:20	modify	10	0.10	1733.63	1743.67	0.00		
31	2021.03.18 10:26	s/l	10	0.10	1743.65	1743.67	0.00	98.06	10084.26
32	2021.03.19 05:00	buy	11	0.10	1731.41	1721.41	0.00		
33	2021.03.19 09:25	modify	11	0.10	1731.41	1731.41	0.00		
34	2021.03.19 23:59	close at stop	11	0.10	1744.86	1731.41	0.00	134.40	10218.66

Tester Live 2021 April TPF-Live (Build 1415)

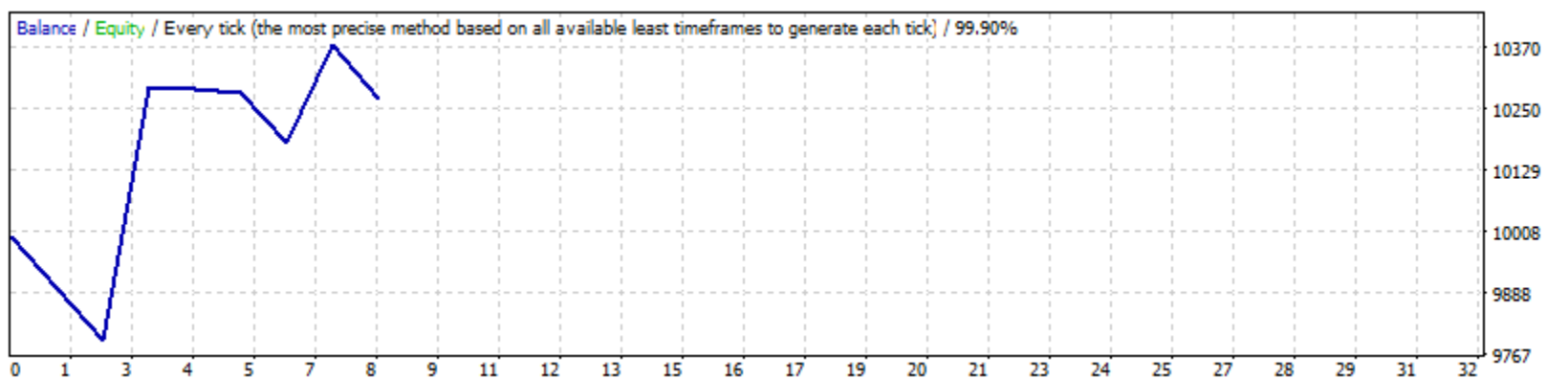
Symbol	XAUUSD.tp (Loco Gold)		
Bars in test	606 Ticks modelled	2193498 Modelling quality	99.90%
Mismatched charts errors	0		
Initial deposit	10000.00	Spread	Current (23)
Total net profit	-214.29 Gross profit	193.73 Gross loss	-408.02
Profit factor	0.47 Expected payoff	-26.79	
Absolute drawdown	335.49 Maximal drawdown	542.85 (5.32%) Relative drawdown	5.32% (542.85)
Total trades	8 Short positions (won %)	2 (0.00%) Long positions (won %)	6 (33.33%)
	Profit trades (% of total)	2 (25.00%) Loss trades (% of total)	6 (75.00%)
	Largest profit trade	99.40 loss trade	-100.40
	Average profit trade	96.86 loss trade	-68.00
	Maximum consecutive wins (profit in money)	1 (99.40) consecutive losses (loss in money)	4 (-400.70)
	Maximal consecutive profit (count of wins)	99.40 (1) consecutive loss (count of losses)	-400.70 (4)
	Average consecutive wins	1 consecutive losses	2



#	Time	Type	Order	Size	Price	S / L	T / P	Profit	Balance
1	2021.04.05 05:00	buy	1	0.10	1727.95	1717.92	0.00		
2	2021.04.06 09:00	modify	1	0.10	1727.95	1727.92	0.00		
3	2021.04.06 10:07	s/l	1	0.10	1727.88	1727.92	0.00	-2.82	9997.18
4	2021.04.07 05:00	buy	2	0.10	1737.34	1727.39	0.00		
5	2021.04.08 10:36	modify	2	0.10	1737.34	1737.39	0.00		
6	2021.04.08 16:44	modify	2	0.10	1737.34	1747.39	0.00		
7	2021.04.09 10:07	s/l	2	0.10	1747.19	1747.39	0.00	94.33	10091.51
8	2021.04.12 05:00	buy	3	0.10	1739.51	1729.46	0.00		
9	2021.04.12 21:25	s/l	3	0.10	1729.50	1729.46	0.00	-100.20	9991.31
10	2021.04.13 05:00	sell	4	0.10	1733.19	1743.10	0.00		
11	2021.04.13 16:31	s/l	4	0.10	1743.18	1743.10	0.00	-100.00	9891.31
12	2021.04.14 05:00	buy	5	0.10	1745.90	1735.90	0.00		
13	2021.04.14 16:17	s/l	5	0.10	1735.90	1735.90	0.00	-100.10	9791.21
14	2021.04.15 05:00	sell	6	0.10	1735.10	1745.10	0.00		
15	2021.04.15 09:32	s/l	6	0.10	1745.13	1745.10	0.00	-100.40	9690.81
16	2021.04.16 05:00	buy	7	0.10	1762.24	1752.23	0.00		
17	2021.04.16 13:06	modify	7	0.10	1762.24	1762.23	0.00		
18	2021.04.16 15:13	modify	7	0.10	1762.24	1772.23	0.00		
19	2021.04.16 16:34	s/l	7	0.10	1772.19	1772.23	0.00	99.40	9790.21
20	2021.04.19 05:00	buy	8	0.10	1775.36	1765.27	0.00		
21	2021.04.19 10:48	modify	8	0.10	1775.36	1775.27	0.00		
22	2021.04.19 15:16	s/l	8	0.10	1774.92	1775.27	0.00	-4.50	9785.71

Tester Live 2021 Mei TPF-Live (Build 1415)

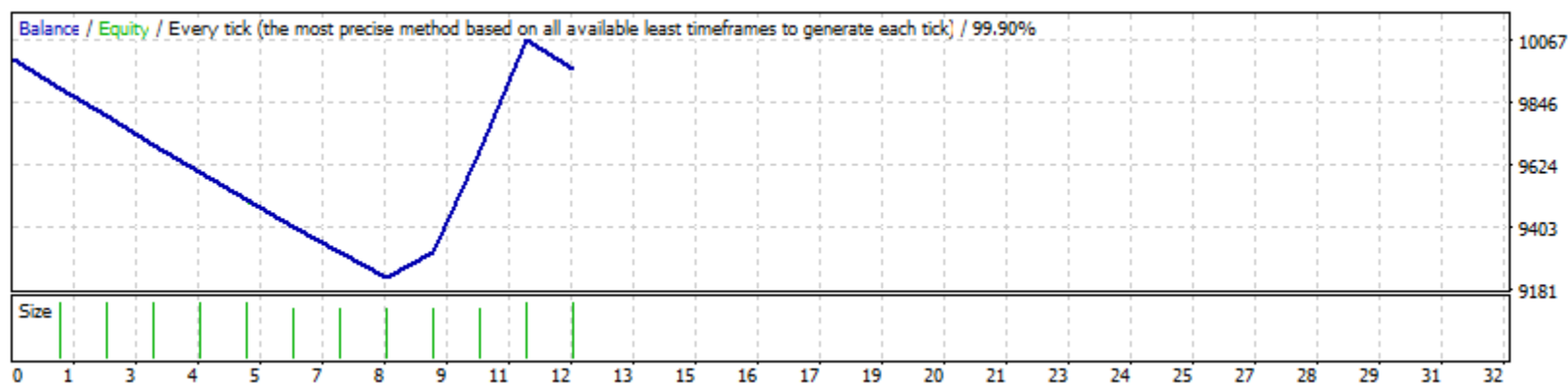
Symbol	XAUUSD.tp (Loco Gold)		
Bars in test	698 Ticks modelled	3192271 Modelling quality	99.90%
Mismatched charts errors	0		
Initial deposit	10000.00	Spread	Current (23)
Total net profit	271.82 Gross profit	688.34 Gross loss	-416.52
Profit factor	1.65 Expected payoff	33.98	
Absolute drawdown	295.40 Maximal drawdown	297.04 (2.85%) Relative drawdown	2.95% (295.40)
Total trades	8 Short positions (won %)	1 (0.00%) Long positions (won %)	7 (28.57%)
	Profit trades (% of total)	2 (25.00%) Loss trades (% of total)	6 (75.00%)
	Largest profit trade	495.40 loss trade	-104.08
	Average profit trade	344.17 loss trade	-69.42
	Maximum consecutive wins (profit in money)	1 (495.40) consecutive losses (loss in money)	3 (-109.44)
	Maximal consecutive profit (count of wins)	495.40 (1) consecutive loss (count of losses)	-203.00 (2)
	Average consecutive wins	1 consecutive losses	2



#	Time	Type	Order	Size	Price	S / L	T / P	Profit	Balance
1	2021.05.03 05:00	sell	1	0.10	1771.54	1781.57	0.00		
2	2021.05.03 10:13	s/l	1	0.10	1781.64	1781.57	0.00	-101.10	9898.90
3	2021.05.04 05:00	buy	2	0.10	1790.13	1780.18	0.00		
4	2021.05.04 18:13	s/l	2	0.10	1779.95	1780.18	0.00	-101.90	9797.00
5	2021.05.05 05:00	buy	3	0.10	1779.46	1769.41	0.00		
6	2021.05.06 05:57	modify	3	0.10	1779.46	1779.41	0.00		
7	2021.05.06 16:35	modify	3	0.10	1779.46	1789.41	0.00		
8	2021.05.06 16:47	modify	3	0.10	1779.46	1799.41	0.00		
9	2021.05.07 06:03	modify	3	0.10	1779.46	1809.41	0.00		
10	2021.05.07 15:31	modify	3	0.10	1779.46	1819.41	0.00		
11	2021.05.07 15:42	modify	3	0.10	1779.46	1829.41	0.00		
12	2021.05.07 16:07	s/l	3	0.10	1829.43	1829.41	0.00	495.40	10292.40
13	2021.05.10 05:00	buy	4	0.10	1831.09	1821.18	0.00		
14	2021.05.10 14:45	modify	4	0.10	1831.09	1831.18	0.00		
15	2021.05.11 15:54	s/l	4	0.10	1831.10	1831.18	0.00	-2.14	10290.26
16	2021.05.12 05:00	buy	5	0.10	1830.41	1820.41	0.00		
17	2021.05.12 15:53	modify	5	0.10	1830.41	1830.41	0.00		
18	2021.05.12 16:25	s/l	5	0.10	1829.73	1830.41	0.00	-6.90	10283.36
19	2021.05.13 05:00	buy	6	0.10	1822.15	1812.15	0.00		
20	2021.05.13 12:53	s/l	6	0.10	1812.12	1812.15	0.00	-100.40	10182.96
21	2021.05.14 05:00	buy	7	0.10	1824.12	1814.11	0.00		
22	2021.05.14 09:41	modify	7	0.10	1824.12	1824.11	0.00		
23	2021.05.14 23:46	modify	7	0.10	1824.12	1834.11	0.00		
24	2021.05.17 08:09	modify	7	0.10	1824.12	1844.11	0.00		
25	2021.05.17 16:00	s/l	7	0.10	1844.07	1844.11	0.00	192.94	10375.90
26	2021.05.18 05:00	buy	8	0.10	1872.09	1862.00	0.00		
27	2021.05.19 11:46	s/l	8	0.10	1861.91	1862.00	0.00	-104.08	10271.82

Tester Live 2021 Juni TPF-Live (Build 1415)

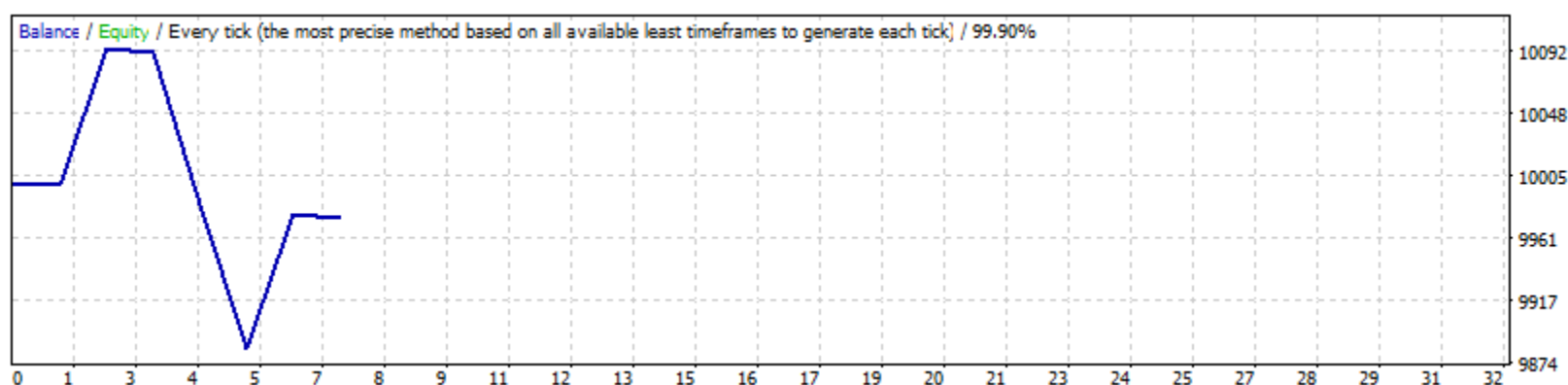
Symbol	XAUUSD.tp (Loco Gold)		
Bars in test	694 Ticks modelled	2810126 Modelling quality	99.90%
Mismatched charts errors	0		
Initial deposit	10000.00	Spread	Current (23)
Total net profit	-29.97 Gross profit	847.47 Gross loss	-877.44
Profit factor	0.97 Expected payoff	-2.50	
Absolute drawdown	794.42 Maximal drawdown	831.32 (8.28%) Relative drawdown	8.28% (831.32)
Total trades	12 Short positions (won %)	8 (37.50%) Long positions (won %)	4 (0.00%)
	Profit trades (% of total)	3 (25.00%) Loss trades (% of total)	9 (75.00%)
	Largest profit trade	398.00 loss trade	-101.40
	Average profit trade	282.49 loss trade	-97.49
	Maximum consecutive wins (profit in money)	3 (847.47) consecutive losses (loss in money)	8 (-776.24)
	Maximal consecutive profit (count of wins)	847.47 (3) consecutive loss (count of losses)	-776.24 (8)
	Average consecutive wins	3 consecutive losses	5



#	Time	Type	Order	Size	Price	S / L	T / P	Profit	Balance
1	2021.06.02 05:00	sell	1	0.10	1898.16	1908.19	0.00		
2	2021.06.02 16:40	s/l	1	0.10	1908.29	1908.19	0.00	-101.40	9898.60
3	2021.06.03 05:00	buy	2	0.10	1907.88	1897.93	0.00		
4	2021.06.03 09:12	s/l	2	0.10	1898.02	1897.93	0.00	-98.70	9799.90
5	2021.06.04 05:00	sell	3	0.10	1859.60	1869.65	0.00		
6	2021.06.04 06:24	s/l	3	0.10	1869.61	1869.65	0.00	-100.20	9699.70
7	2021.06.04 06:24	sell	4	0.10	1869.51	1879.42	0.00		
8	2021.06.04 15:31	s/l	4	0.10	1879.50	1879.42	0.00	-100.00	9599.70
9	2021.06.07 05:00	sell	5	0.10	1887.03	1897.03	0.00		
10	2021.06.07 20:30	s/l	5	0.10	1897.02	1897.03	0.00	-100.00	9499.70
11	2021.06.08 05:00	buy	6	0.09	1898.11	1888.11	0.00		
12	2021.06.08 16:54	s/l	6	0.09	1887.96	1888.11	0.00	-91.44	9408.26
13	2021.06.09 05:00	buy	7	0.09	1893.21	1883.20	0.00		
14	2021.06.10 08:42	s/l	7	0.09	1883.14	1883.20	0.00	-92.70	9315.56
15	2021.06.11 05:00	buy	8	0.09	1900.11	1890.02	0.00		
16	2021.06.11 12:28	s/l	8	0.09	1889.92	1890.02	0.00	-91.80	9223.76
17	2021.06.14 05:00	sell	9	0.09	1864.68	1874.75	0.00		
18	2021.06.14 13:31	modify	9	0.09	1864.68	1864.75	0.00		
19	2021.06.14 15:46	modify	9	0.09	1864.68	1854.75	0.00		
20	2021.06.14 16:36	s/l	9	0.09	1854.76	1854.75	0.00	89.19	9312.95
21	2021.06.15 05:00	sell	10	0.09	1860.24	1870.20	0.00		
22	2021.06.16 21:00	modify	10	0.09	1860.24	1860.20	0.00		
23	2021.06.16 21:13	modify	10	0.09	1860.24	1850.20	0.00		
24	2021.06.16 22:54	modify	10	0.09	1860.24	1840.20	0.00		
25	2021.06.16 23:38	modify	10	0.09	1860.24	1830.20	0.00		
26	2021.06.16 23:42	modify	10	0.09	1860.24	1820.20	0.00		
27	2021.06.17 04:30	s/l	10	0.09	1820.27	1820.20	0.00	360.28	9673.23
28	2021.06.17 05:00	sell	11	0.10	1821.56	1831.56	0.00		
29	2021.06.17 09:30	modify	11	0.10	1821.56	1821.56	0.00		
30	2021.06.17 13:23	modify	11	0.10	1821.56	1811.56	0.00		
31	2021.06.17 14:47	modify	11	0.10	1821.56	1801.56	0.00		
32	2021.06.17 15:20	modify	11	0.10	1821.56	1791.56	0.00		
33	2021.06.17 18:13	modify	11	0.10	1821.56	1781.56	0.00		
34	2021.06.17 21:23	s/l	11	0.10	1781.75	1781.56	0.00	398.00	10071.23
35	2021.06.18 05:00	sell	12	0.10	1784.40	1794.50	0.00		
36	2021.06.18 11:01	s/l	12	0.10	1794.51	1794.50	0.00	-101.20	9970.03

Tester Live 2021 Juli TPF-Live (Build 1415)

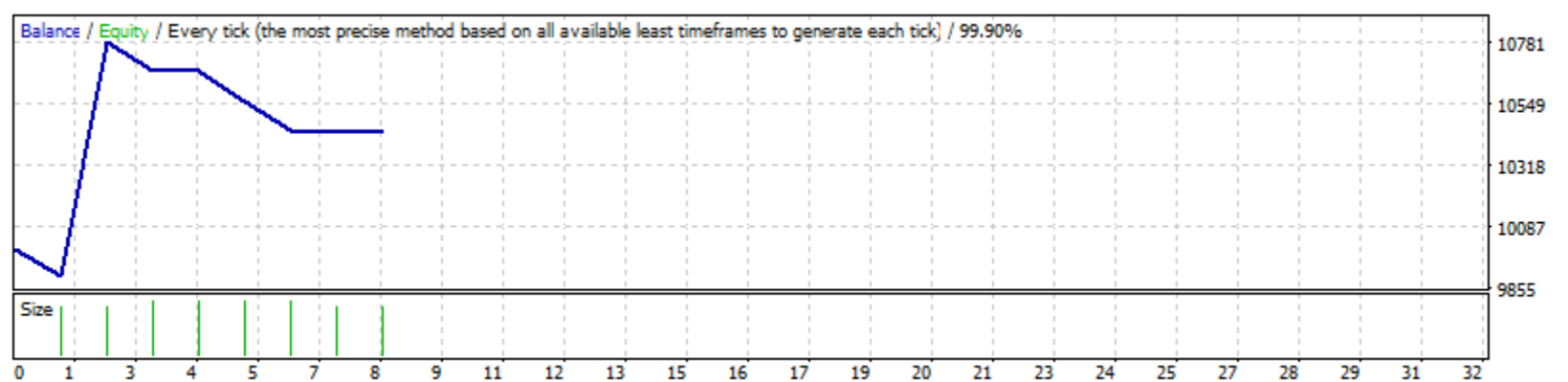
Symbol	XAUUSD.tp (Loco Gold)		
Bars in test	640 Ticks modelled	1925648 Modelling quality	99.90%
Mismatched charts errors	0		
Initial deposit	10000.00	Spread	Current (23)
Total net profit	-24.29 Gross profit	190.14 Gross loss	-214.43
Profit factor	0.89 Expected payoff	-3.47	
Absolute drawdown	121.52 Maximal drawdown	371.33 (3.62%) Relative drawdown	3.62% (371.33)
Total trades	7 Short positions (won %)	1 (0.00%) Long positions (won %)	6 (33.33%)
	Profit trades (% of total)	2 (28.57%) Loss trades (% of total)	5 (71.43%)
	Largest profit trade	96.31 loss trade	-106.63
	Average profit trade	95.07 loss trade	-42.89
	Maximum consecutive wins (profit in money)	1 (96.31) consecutive losses (loss in money)	3 (-210.03)
	Maximal consecutive profit (count of wins)	96.31 (1) consecutive loss (count of losses)	-210.03 (3)
	Average consecutive wins	1 consecutive losses	2



#	Time	Type	Order	Size	Price	S / L	T / P	Profit	Balance
1	2021.07.02 05:00	buy	1	0.10	1778.39	1768.36	0.00		
2	2021.07.02 14:50	modify	1	0.10	1778.39	1778.36	0.00		
3	2021.07.02 15:30	s/l	1	0.10	1778.20	1778.36	0.00	-2.00	9998.00
4	2021.07.05 05:00	buy	2	0.10	1789.52	1779.57	0.00		
5	2021.07.06 05:27	modify	2	0.10	1789.52	1789.57	0.00		
6	2021.07.06 14:47	modify	2	0.10	1789.52	1799.57	0.00		
7	2021.07.06 18:52	s/l	2	0.10	1799.37	1799.57	0.00	96.31	10094.31
8	2021.07.07 05:00	buy	3	0.10	1802.57	1792.52	0.00		
9	2021.07.08 11:31	modify	3	0.10	1802.57	1802.52	0.00		
10	2021.07.08 17:58	s/l	3	0.10	1802.54	1802.52	0.00	-2.50	10091.81
11	2021.07.09 05:00	buy	4	0.10	1806.22	1796.31	0.00		
12	2021.07.12 16:51	s/l	4	0.10	1796.20	1796.31	0.00	-106.63	9985.18
13	2021.07.13 05:00	buy	5	0.10	1810.79	1800.79	0.00		
14	2021.07.13 15:58	s/l	5	0.10	1800.71	1800.79	0.00	-100.90	9884.28
15	2021.07.14 05:00	buy	6	0.10	1809.12	1799.12	0.00		
16	2021.07.14 15:02	modify	6	0.10	1809.12	1809.12	0.00		
17	2021.07.14 15:42	modify	6	0.10	1809.12	1819.12	0.00		
18	2021.07.16 13:46	s/l	6	0.10	1818.94	1819.12	0.00	93.83	9978.11
19	2021.07.19 05:00	sell	7	0.10	1812.48	1822.49	0.00		
20	2021.07.19 11:21	modify	7	0.10	1812.48	1812.49	0.00		
21	2021.07.19 16:12	s/l	7	0.10	1812.71	1812.49	0.00	-2.40	9975.71

Tester Live 2021 Agustus TPF-Live (Build 1415)

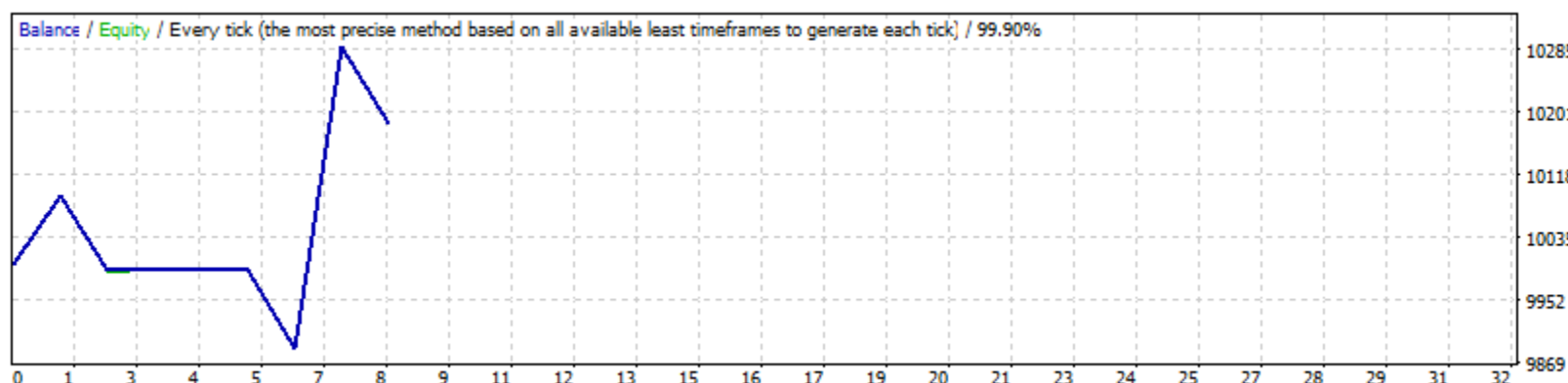
Symbol	XAUUSD.tp (Loco Gold)		
Bars in test	740 Ticks modelled	2154004 Modelling quality	99.90%
Mismatched charts errors	0		
Initial deposit	10000.00	Spread	Current (23)
Total net profit	445.44 Gross profit	886.28 Gross loss	-440.84
Profit factor	2.01 Expected payoff	55.68	
Absolute drawdown	144.90 Maximal drawdown	531.94 (4.88%) Relative drawdown	4.88% (531.94)
Total trades	8 Short positions (won %)	6 (16.67%) Long positions (won %)	2 (0.00%)
	Profit trades (% of total)	1 (12.50%) Loss trades (% of total)	7 (87.50%)
	Largest profit trade	886.28 loss trade	-112.75
	Average profit trade	886.28 loss trade	-62.98
	Maximum consecutive wins (profit in money)	1 (886.28) consecutive losses (loss in money)	6 (-340.54)
	Maximal consecutive profit (count of wins)	886.28 (1) consecutive loss (count of losses)	-340.54 (6)
	Average consecutive wins	1 consecutive losses	4



#	Time	Type	Order	Size	Price	S / L	T / P	Profit	Balance
1	2021.08.02 05:00	sell	1	0.10	1810.88	1820.91	0.00		
2	2021.08.04 15:06	s/l	1	0.10	1820.97	1820.91	0.00	-100.30	9899.70
3	2021.08.05 05:00	sell	2	0.10	1810.53	1820.48	0.00		
4	2021.08.05 16:44	modify	2	0.10	1810.53	1810.48	0.00		
5	2021.08.06 15:30	modify	2	0.10	1810.53	1800.48	0.00		
6	2021.08.06 15:43	modify	2	0.10	1810.53	1790.48	0.00		
7	2021.08.06 16:18	modify	2	0.10	1810.53	1780.48	0.00		
8	2021.08.06 18:00	modify	2	0.10	1810.53	1770.48	0.00		
9	2021.08.09 01:45	modify	2	0.10	1810.53	1760.48	0.00		
10	2021.08.09 01:48	modify	2	0.10	1810.53	1750.48	0.00		
11	2021.08.09 01:51	modify	2	0.10	1810.53	1740.48	0.00		
12	2021.08.09 01:53	modify	2	0.10	1810.53	1730.48	0.00		
13	2021.08.09 01:56	modify	2	0.10	1810.53	1720.48	0.00		
14	2021.08.09 01:56	s/l	2	0.10	1722.03	1720.48	0.00	886.28	10785.98
15	2021.08.09 05:00	sell	3	0.11	1734.42	1744.47	0.00		
16	2021.08.09 08:28	s/l	3	0.11	1744.66	1744.47	0.00	-112.75	10673.23
17	2021.08.10 05:00	sell	4	0.11	1734.44	1744.35	0.00		
18	2021.08.10 16:38	modify	4	0.11	1734.44	1734.35	0.00		
19	2021.08.11 06:12	s/l	4	0.11	1734.51	1734.35	0.00	-0.51	10672.72
20	2021.08.11 06:12	sell	5	0.11	1734.20	1744.20	0.00		
21	2021.08.11 15:35	s/l	5	0.11	1744.19	1744.20	0.00	-110.00	10562.72
22	2021.08.12 05:00	sell	6	0.11	1750.58	1760.58	0.00		
23	2021.08.13 13:26	s/l	6	0.11	1760.66	1760.58	0.00	-110.62	10452.11
24	2021.08.16 05:00	buy	7	0.10	1777.25	1767.24	0.00		
25	2021.08.16 17:33	modify	7	0.10	1777.25	1777.24	0.00		
26	2021.08.18 18:16	s/l	7	0.10	1777.19	1777.24	0.00	-4.87	10447.24
27	2021.08.19 05:00	buy	8	0.10	1782.06	1771.97	0.00		
28	2021.08.19 16:11	modify	8	0.10	1782.06	1781.97	0.00		
29	2021.08.19 16:50	s/l	8	0.10	1781.89	1781.97	0.00	-1.80	10445.44

Tester Live 2021 September TPF-Live (Build 1415)

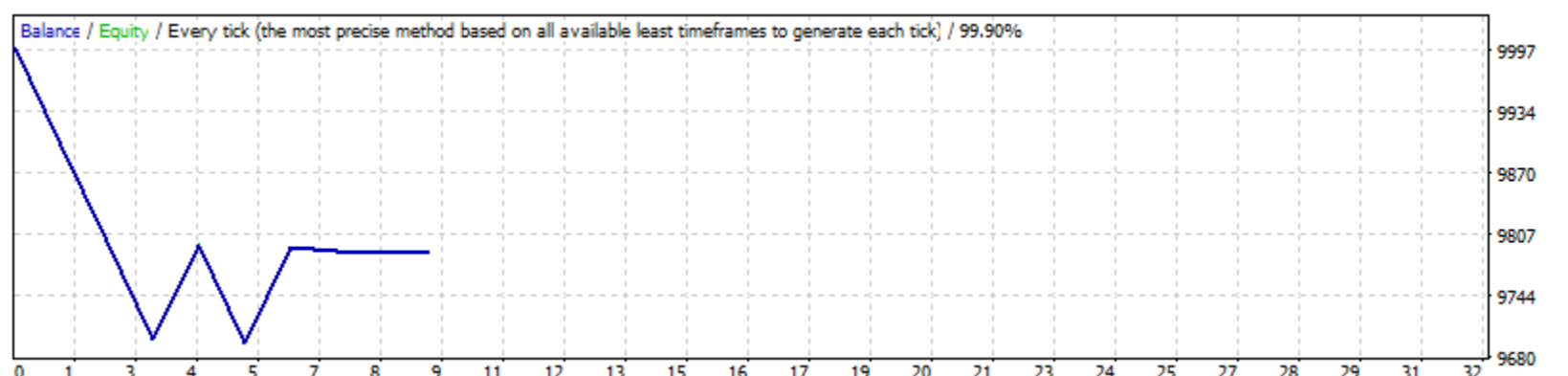
Symbol	XAUUSD.tp (Loco Gold)		
Period	30 Minutes (M30) 2021.09.02 03:00 - 2021.09.17 23:30 (2021.09.02 - 2021.09.20)		
Model	Every tick (the most precise method based on all available least timeframes)		
Parameters	StartTrade="05:00"; EndTrade="06:00"; StartTrade2="06:00"; EndTrade2="07:00"; SettingMA="-----"; MAPeriod=278; MAMethod=1; MAApplyto=0; Shift=1; SettingMM="-----"; ForBalance=1000; Lots=0.01; SLPersen=15; StopLoss=10; TakeProfit=0; TrailingStep=10; MaxOrderDaily=3; SettingAlert="-----"; ShowAlert=false; AlertTelegram=true; Token="6514181840:AAEBE15Wslci7M4Yi5WwQVfFY02GNoJo_qA"; ChatID="798226798"; Lainnya="=====LAIN-LAIN====="; SlipPage=3; MagicNumber=123456; ColorText=Lime; ShowInfo=true; DeleteObject=true;		
Bars in test	640 Ticks modelled	2215063 Modelling quality	99.90%
Mismatched charts errors	0		
Initial deposit	10000.00	Spread	Current (23)
Total net profit	186.58 Gross profit	491.03 Gross loss	-304.45
Profit factor	1.61 Expected payoff	23.32	
Absolute drawdown	117.92 Maximal drawdown	317.71 (3.11%) Relative drawdown	3.11% (317.71)
Total trades	8 Short positions (won %)	5 (40.00%) Long positions (won %)	3 (33.33%)
	Profit trades (% of total)	3 (37.50%) Loss trades (% of total)	5 (62.50%)
	Largest profit trade	399.30 loss trade	-102.40
	Average profit trade	163.68 loss trade	-60.89
	Maximum consecutive wins (profit in money)	1 (399.30) consecutive losses (loss in money)	2 (-103.70)
	Maximal consecutive profit (count of wins)	399.30 (1) consecutive loss (count of losses)	-103.70 (2)
	Average consecutive wins	1 consecutive losses	2



#	Time	Type	Order	Size	Price	S / L	T / P	Profit	Balance
1	2021.09.02 05:00	buy	1	0.10	1813.71	1803.68	0.00		
2	2021.09.03 15:30	modify	1	0.10	1813.71	1813.68	0.00		
3	2021.09.03 18:10	modify	1	0.10	1813.71	1823.68	0.00		
4	2021.09.06 12:39	s/l	1	0.10	1823.64	1823.68	0.00	90.68	10090.68
5	2021.09.07 05:00	buy	2	0.10	1826.52	1816.57	0.00		
6	2021.09.07 09:07	s/l	2	0.10	1816.65	1816.57	0.00	-98.80	9991.88
7	2021.09.08 05:00	sell	3	0.10	1798.03	1808.08	0.00		
8	2021.09.08 16:46	modify	3	0.10	1798.03	1798.08	0.00		
9	2021.09.09 14:23	s/l	3	0.10	1798.07	1798.08	0.00	-0.15	9991.73
10	2021.09.10 05:00	sell	4	0.10	1794.64	1804.55	0.00		
11	2021.09.13 04:03	modify	4	0.10	1794.64	1794.55	0.00		
12	2021.09.13 17:00	s/l	4	0.10	1794.63	1794.55	0.00	1.04	9992.78
13	2021.09.14 05:00	sell	5	0.10	1790.75	1800.75	0.00		
14	2021.09.14 15:30	modify	5	0.10	1790.75	1790.75	0.00		
15	2021.09.14 15:30	s/l	5	0.10	1790.87	1790.75	0.00	-1.30	9991.48
16	2021.09.15 05:00	buy	6	0.10	1803.84	1793.84	0.00		
17	2021.09.15 17:35	s/l	6	0.10	1793.61	1793.84	0.00	-102.40	9889.08
18	2021.09.16 05:00	sell	7	0.10	1795.61	1805.62	0.00		
19	2021.09.16 09:10	modify	7	0.10	1795.61	1795.62	0.00		
20	2021.09.16 13:00	modify	7	0.10	1795.61	1785.62	0.00		
21	2021.09.16 15:30	modify	7	0.10	1795.61	1775.62	0.00		
22	2021.09.16 16:35	modify	7	0.10	1795.61	1765.62	0.00		
23	2021.09.16 16:50	modify	7	0.10	1795.61	1755.62	0.00		
24	2021.09.16 17:10	s/l	7	0.10	1755.67	1755.62	0.00	399.30	10288.38
25	2021.09.17 05:00	sell	8	0.10	1754.88	1764.97	0.00		
26	2021.09.17 09:36	s/l	8	0.10	1765.05	1764.97	0.00	-101.80	10186.58

Tester Live 2021 Oktober TPF-Live (Build 1415)

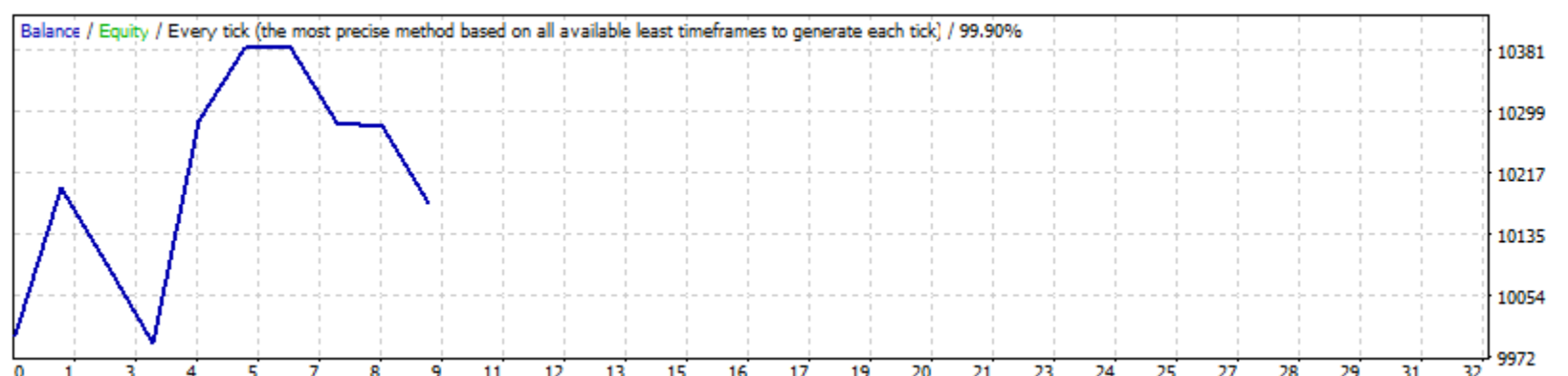
Symbol	XAUUSD.tp (Loco Gold)		
Bars in test	652 Ticks modelled	2353824 Modelling quality	99.90%
Mismatched charts errors	0		
Initial deposit	10000.00	Spread	Current (23)
Total net profit	-212.40 Gross profit	193.80 Gross loss	-406.19
Profit factor	0.48 Expected payoff	-23.60	
Absolute drawdown	387.50 Maximal drawdown	390.40 (3.90%) Relative drawdown	3.90% (390.40)
Total trades	9 Short positions (won %)	1 (0.00%) Long positions (won %)	8 (25.00%)
	Profit trades (% of total)	2 (22.22%) Loss trades (% of total)	7 (77.78%)
	Largest profit trade	97.35 loss trade	-100.90
	Average profit trade	96.90 loss trade	-58.03
	Maximum consecutive wins (profit in money)	1 (97.35) consecutive losses (loss in money)	3 (-299.90)
	Maximal consecutive profit (count of wins)	97.35 (1) consecutive loss (count of losses)	-299.90 (3)
	Average consecutive wins	1 consecutive losses	2



#	Time	Type	Order	Size	Price	S / L	T / P	Profit	Balance
1	2021.10.04 05:00	buy	1	0.10	1762.28	1752.25	0.00		
2	2021.10.04 11:28	s/l	1	0.10	1752.20	1752.25	0.00	-100.90	9899.10
3	2021.10.05 05:00	buy	2	0.10	1764.31	1754.36	0.00		
4	2021.10.05 13:54	s/l	2	0.10	1754.45	1754.36	0.00	-98.70	9800.40
5	2021.10.06 05:00	buy	3	0.10	1757.55	1747.50	0.00		
6	2021.10.06 10:12	s/l	3	0.10	1747.53	1747.50	0.00	-100.30	9700.10
7	2021.10.07 05:00	buy	4	0.10	1760.59	1750.68	0.00		
8	2021.10.08 15:30	modify	4	0.10	1760.59	1760.68	0.00		
9	2021.10.08 16:21	modify	4	0.10	1760.59	1770.68	0.00		
10	2021.10.08 16:45	s/l	4	0.10	1770.45	1770.68	0.00	96.45	9796.55
11	2021.10.11 05:00	buy	5	0.10	1760.18	1750.18	0.00		
12	2021.10.11 15:59	s/l	5	0.10	1750.12	1750.18	0.00	-100.70	9695.85
13	2021.10.12 05:00	buy	6	0.10	1756.11	1746.11	0.00		
14	2021.10.12 16:49	modify	6	0.10	1756.11	1756.11	0.00		
15	2021.10.13 15:06	modify	6	0.10	1756.11	1766.11	0.00		
16	2021.10.13 15:35	s/l	6	0.10	1766.06	1766.11	0.00	97.35	9793.20
17	2021.10.14 05:00	buy	7	0.10	1789.58	1779.57	0.00		
18	2021.10.14 13:22	modify	7	0.10	1789.58	1789.57	0.00		
19	2021.10.15 10:24	s/l	7	0.10	1789.49	1789.57	0.00	-3.09	9790.10
20	2021.10.18 05:00	sell	8	0.10	1770.47	1780.56	0.00		
21	2021.10.18 13:11	modify	8	0.10	1770.47	1770.56	0.00		
22	2021.10.18 17:09	s/l	8	0.10	1770.65	1770.56	0.00	-1.90	9788.20
23	2021.10.19 05:00	buy	9	0.10	1772.14	1762.07	0.00		
24	2021.10.19 10:41	modify	9	0.10	1772.14	1772.07	0.00		
25	2021.10.19 17:30	s/l	9	0.10	1772.09	1772.07	0.00	-0.60	9787.60

Tester Live 2021 November TPF-Live (Build 1415)

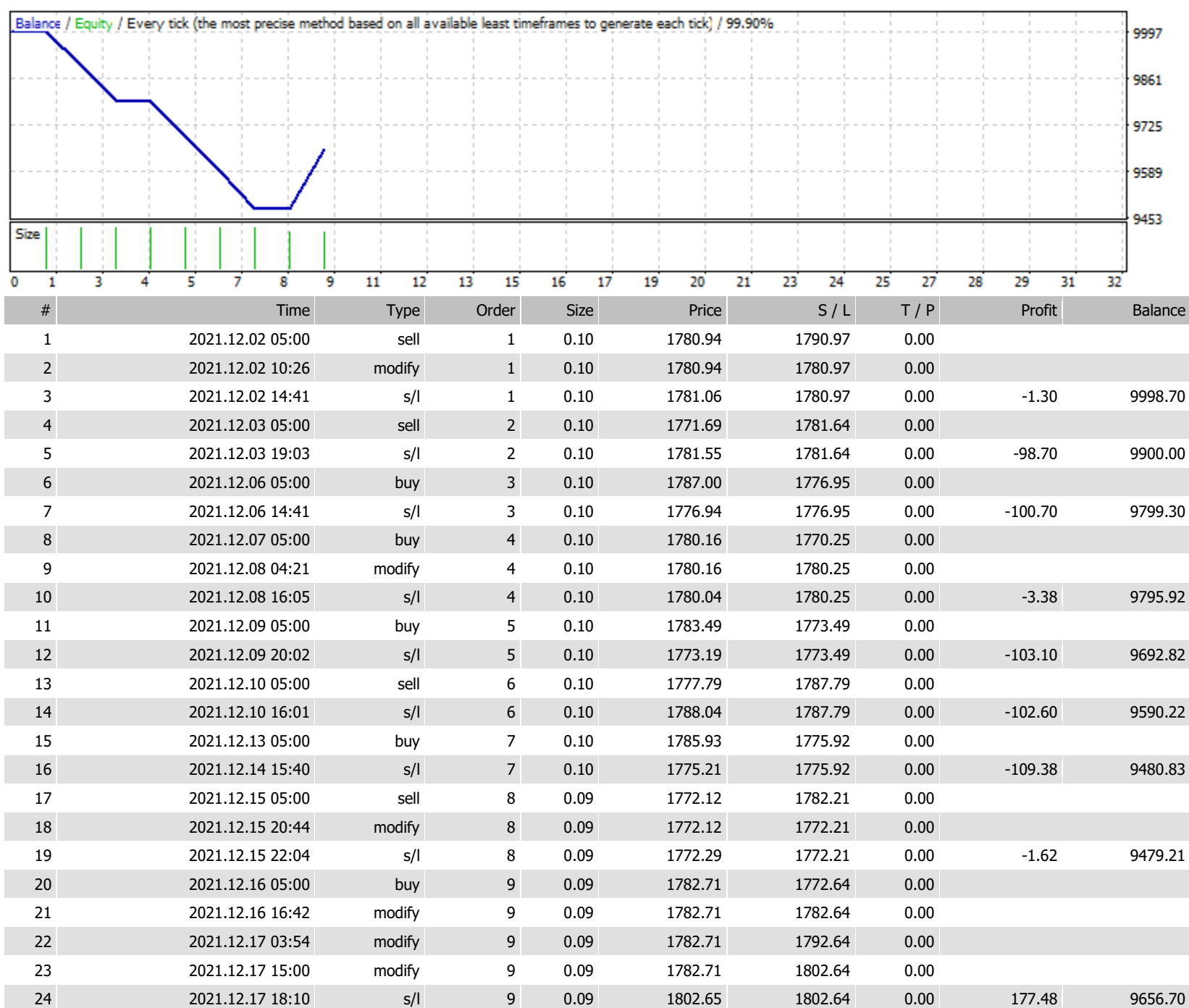
Symbol	XAUUSD.tp (Loco Gold)		
Bars in test	740 Ticks modelled	2653203 Modelling quality	99.90%
Mismatched charts errors	0		
Initial deposit	10000.00	Spread	Current (23)
Total net profit	178.73 Gross profit	590.61 Gross loss	-411.88
Profit factor	1.43 Expected payoff	19.86	
Absolute drawdown	80.65 Maximal drawdown	392.90 (3.81%) Relative drawdown	3.81% (392.90)
Total trades	9 Short positions (won %)	2 (50.00%) Long positions (won %)	7 (28.57%)
	Profit trades (% of total)	3 (33.33%) Loss trades (% of total)	6 (66.67%)
	Largest profit trade	295.54 loss trade	-103.60
	Average profit trade	196.87 loss trade	-68.65
	Maximum consecutive wins (profit in money)	2 (393.36) consecutive losses (loss in money)	4 (-206.48)
	Maximal consecutive profit (count of wins)	393.36 (2) consecutive loss (count of losses)	-206.48 (4)
	Average consecutive wins	2 consecutive losses	3



#	Time	Type	Order	Size	Price	S / L	T / P	Profit	Balance
1	2021.11.02 05:00	sell	1	0.10	1790.07	1800.10	0.00		
2	2021.11.03 05:44	modify	1	0.10	1790.07	1790.10	0.00		
3	2021.11.03 16:21	modify	1	0.10	1790.07	1780.10	0.00		
4	2021.11.03 17:45	modify	1	0.10	1790.07	1770.10	0.00		
5	2021.11.03 21:00	s/l	1	0.10	1770.37	1770.10	0.00	197.25	10197.25
6	2021.11.04 05:00	sell	2	0.10	1775.48	1785.43	0.00		
7	2021.11.04 15:31	s/l	2	0.10	1785.65	1785.43	0.00	-101.80	10095.45
8	2021.11.05 05:00	buy	3	0.10	1795.76	1785.71	0.00		
9	2021.11.05 15:31	s/l	3	0.10	1785.41	1785.71	0.00	-103.60	9991.85
10	2021.11.08 05:00	buy	4	0.10	1819.55	1809.64	0.00		
11	2021.11.09 15:32	modify	4	0.10	1819.55	1819.64	0.00		
12	2021.11.10 15:33	modify	4	0.10	1819.55	1829.64	0.00		
13	2021.11.10 15:44	modify	4	0.10	1819.55	1839.64	0.00		
14	2021.11.10 16:30	modify	4	0.10	1819.55	1849.64	0.00		
15	2021.11.10 19:49	s/l	4	0.10	1849.54	1849.64	0.00	295.54	10287.38
16	2021.11.11 05:00	buy	5	0.10	1844.33	1834.33	0.00		
17	2021.11.11 07:52	modify	5	0.10	1844.33	1844.33	0.00		
18	2021.11.11 10:56	modify	5	0.10	1844.33	1854.33	0.00		
19	2021.11.12 10:15	s/l	5	0.10	1854.34	1854.33	0.00	97.83	10385.21
20	2021.11.15 05:00	buy	6	0.10	1859.72	1849.72	0.00		
21	2021.11.15 15:17	modify	6	0.10	1859.72	1859.72	0.00		
22	2021.11.15 16:59	s/l	6	0.10	1859.69	1859.72	0.00	-0.40	10384.81
23	2021.11.16 05:00	buy	7	0.10	1867.59	1857.58	0.00		
24	2021.11.16 17:04	s/l	7	0.10	1857.52	1857.58	0.00	-100.80	10284.01
25	2021.11.17 05:00	buy	8	0.10	1856.09	1846.00	0.00		
26	2021.11.17 16:34	modify	8	0.10	1856.09	1856.00	0.00		
27	2021.11.18 15:26	s/l	8	0.10	1855.90	1856.00	0.00	-4.18	10279.83
28	2021.11.19 05:00	buy	9	0.10	1862.01	1851.94	0.00		
29	2021.11.19 11:07	s/l	9	0.10	1851.91	1851.94	0.00	-101.10	10178.73

Tester Live 2021 Desember TPF-Live (Build 1415)

Symbol	XAUUSD.tp (Loco Gold)		
Bars in test	650 Ticks modelled	2046291 Modelling quality	99.90%
Mismatched charts errors	0		
Initial deposit	10000.00	Spread	Current (23)
Total net profit	-343.30 Gross profit	177.48 Gross loss	-520.79
Profit factor	0.34 Expected payoff	-38.14	
Absolute drawdown	537.35 Maximal drawdown	670.85 (6.62%) Relative drawdown	6.62% (670.85)
Total trades	9 Short positions (won %)	4 (0.00%) Long positions (won %)	5 (20.00%)
	Profit trades (% of total)	1 (11.11%) Loss trades (% of total)	8 (88.89%)
	Largest profit trade	177.48 loss trade	-109.38
	Average profit trade	177.48 loss trade	-65.10
	Maximum consecutive wins (profit in money)	1 (177.48) consecutive losses (loss in money)	8 (-520.79)
	Maximal consecutive profit (count of wins)	177.48 (1) consecutive loss (count of losses)	-520.79 (8)
	Average consecutive wins	1 consecutive losses	8



Januari	Februari	Maret	April	Mei	Juni	Juli	Agustus	September	October	November	Desember	Hasil
0,60%	3,15%	2,18%	-2,14%	2,71%	-0,29%	0,24%	4,45%	1,86%	-2,12%	1,78%	-3,43%	8,99%