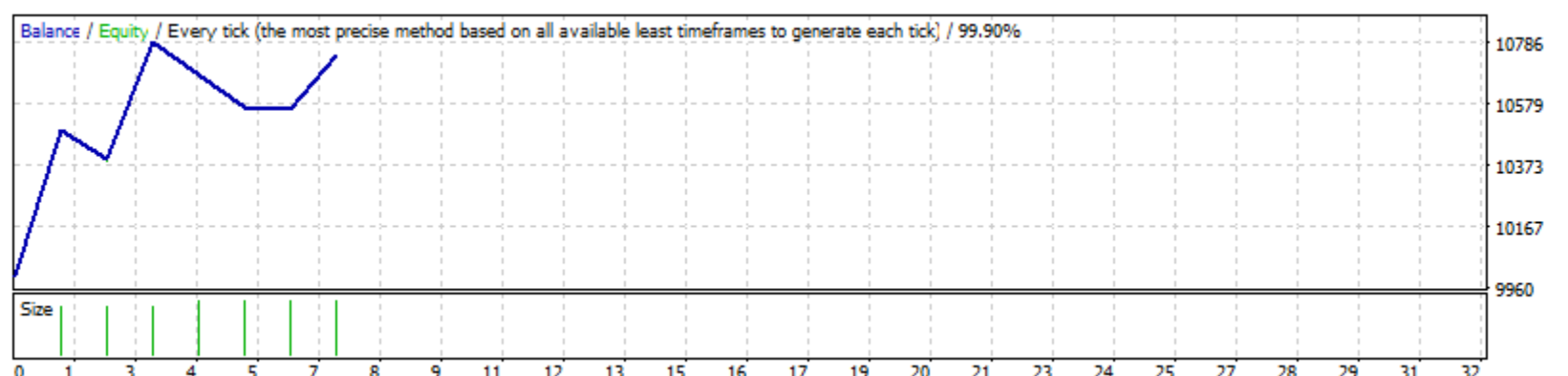


Tester Live 2020 Januari TPF-Live (Build 1415)

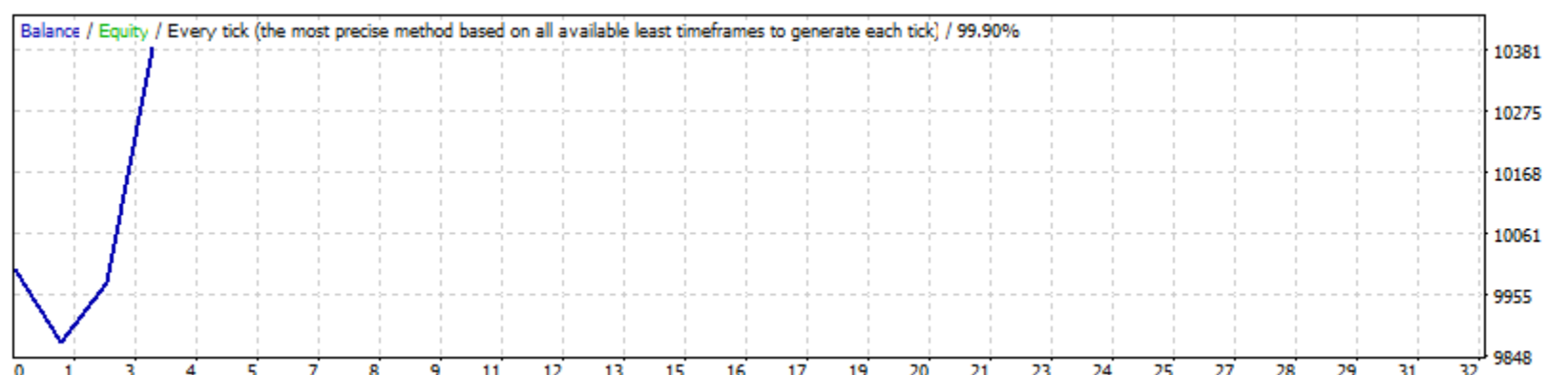
| | | | |
|--------------------------|--|---|----------------|
| Symbol | XAUUSD.tp (Loco Gold) | | |
| Bars in test | 650 Ticks modelled | 2227810 Modelling quality | 99.90% |
| Mismatched charts errors | 0 | | |
| Initial deposit | 10000.00 | Spread | Current (23) |
| Total net profit | 740.71 Gross profit | 1066.62 Gross loss | -325.91 |
| Profit factor | 3.27 Expected payoff | 105.82 | |
| Absolute drawdown | 24.30 Maximal drawdown | 395.32 (3.62%) Relative drawdown | 3.62% (395.32) |
| Total trades | 7 Short positions (won %) | 0 (0.00%) Long positions (won %) | 7 (42.86%) |
| | Profit trades (% of total) | 3 (42.86%) Loss trades (% of total) | 4 (57.14%) |
| | Largest profit trade | 491.76 loss trade | -110.44 |
| | Average profit trade | 355.54 loss trade | -81.48 |
| | Maximum consecutive wins (profit in money) | 1 (491.76) consecutive losses (loss in money) | 3 (-227.11) |
| | Maximal consecutive profit (count of wins) | 491.76 (1) consecutive loss (count of losses) | -227.11 (3) |
| | Average consecutive wins | 1 consecutive losses | 2 |



| # | Time | Type | Order | Size | Price | S / L | T / P | Profit | Balance |
|----|------------------|---------------|-------|------|---------|---------|-------|---------|----------|
| 1 | 2020.01.02 05:00 | buy | 1 | 0.10 | 1520.82 | 1510.79 | 0.00 | | |
| 2 | 2020.01.02 17:30 | modify | 1 | 0.10 | 1520.82 | 1520.79 | 0.00 | | |
| 3 | 2020.01.03 04:27 | modify | 1 | 0.10 | 1520.82 | 1530.79 | 0.00 | | |
| 4 | 2020.01.03 13:43 | modify | 1 | 0.10 | 1520.82 | 1540.79 | 0.00 | | |
| 5 | 2020.01.06 01:00 | modify | 1 | 0.10 | 1520.82 | 1550.79 | 0.00 | | |
| 6 | 2020.01.06 01:01 | modify | 1 | 0.10 | 1520.82 | 1560.79 | 0.00 | | |
| 7 | 2020.01.06 01:01 | modify | 1 | 0.10 | 1520.82 | 1570.79 | 0.00 | | |
| 8 | 2020.01.06 01:33 | s/l | 1 | 0.10 | 1570.73 | 1570.79 | 0.00 | 491.76 | 10491.76 |
| 9 | 2020.01.06 05:00 | buy | 2 | 0.10 | 1577.66 | 1567.71 | 0.00 | | |
| 10 | 2020.01.06 17:29 | s/l | 2 | 0.10 | 1567.79 | 1567.71 | 0.00 | -98.80 | 10392.96 |
| 11 | 2020.01.07 05:00 | buy | 3 | 0.10 | 1559.21 | 1549.16 | 0.00 | | |
| 12 | 2020.01.07 08:33 | modify | 3 | 0.10 | 1559.21 | 1559.16 | 0.00 | | |
| 13 | 2020.01.08 01:18 | modify | 3 | 0.10 | 1559.21 | 1569.16 | 0.00 | | |
| 14 | 2020.01.08 01:23 | modify | 3 | 0.10 | 1559.21 | 1579.16 | 0.00 | | |
| 15 | 2020.01.08 02:11 | modify | 3 | 0.10 | 1559.21 | 1589.16 | 0.00 | | |
| 16 | 2020.01.08 02:25 | modify | 3 | 0.10 | 1559.21 | 1599.16 | 0.00 | | |
| 17 | 2020.01.08 02:59 | s/l | 3 | 0.10 | 1599.14 | 1599.16 | 0.00 | 397.36 | 10790.32 |
| 18 | 2020.01.08 05:00 | buy | 4 | 0.11 | 1585.55 | 1575.64 | 0.00 | | |
| 19 | 2020.01.08 13:34 | s/l | 4 | 0.11 | 1575.55 | 1575.64 | 0.00 | -110.11 | 10680.21 |
| 20 | 2020.01.09 05:00 | buy | 5 | 0.11 | 1560.73 | 1550.73 | 0.00 | | |
| 21 | 2020.01.09 08:29 | s/l | 5 | 0.11 | 1550.70 | 1550.73 | 0.00 | -110.44 | 10569.77 |
| 22 | 2020.01.10 05:00 | buy | 6 | 0.11 | 1549.03 | 1539.03 | 0.00 | | |
| 23 | 2020.01.10 17:50 | modify | 6 | 0.11 | 1549.03 | 1549.03 | 0.00 | | |
| 24 | 2020.01.13 11:04 | s/l | 6 | 0.11 | 1548.99 | 1549.03 | 0.00 | -6.56 | 10563.21 |
| 25 | 2020.01.14 05:00 | buy | 7 | 0.11 | 1540.26 | 1530.25 | 0.00 | | |
| 26 | 2020.01.15 04:27 | modify | 7 | 0.11 | 1540.26 | 1540.25 | 0.00 | | |
| 27 | 2020.01.17 15:12 | modify | 7 | 0.11 | 1540.26 | 1550.25 | 0.00 | | |
| 28 | 2020.01.17 23:59 | close at stop | 7 | 0.11 | 1556.95 | 1550.25 | 0.00 | 177.51 | 10740.71 |

Tester Live 2020 Februari TPF-Live (Build 1415)

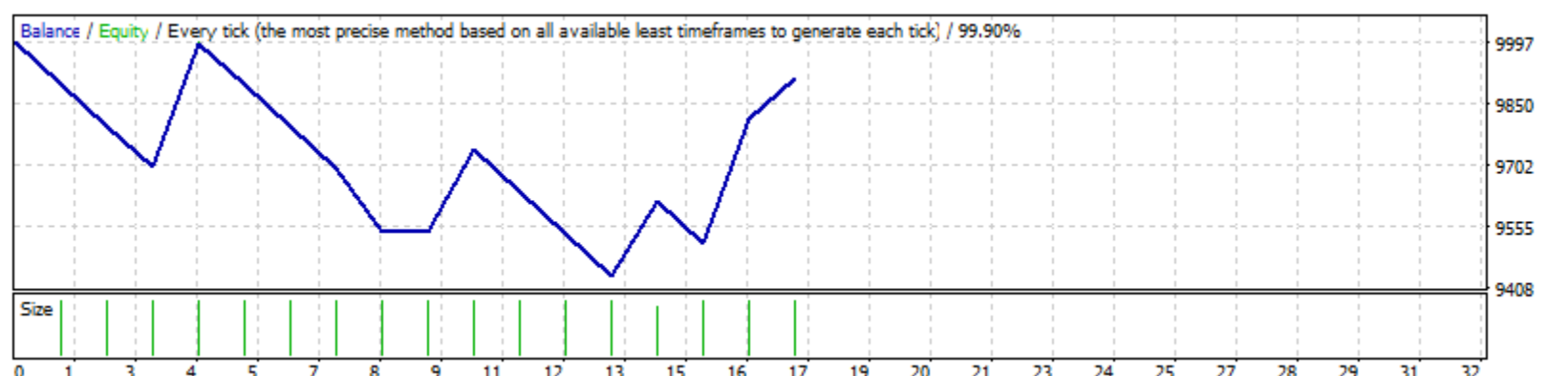
| | | | |
|--------------------------|--|---|----------------|
| Symbol | XAUUSD.tp (Loco Gold) | | |
| Bars in test | 690 Ticks modelled | 2010424 Modelling quality | 99.90% |
| Mismatched charts errors | 0 | | |
| Initial deposit | 10000.00 | Spread | Current (23) |
| Total net profit | 386.72 Gross profit | 513.22 Gross loss | -126.50 |
| Profit factor | 4.06 Expected payoff | 128.91 | |
| Absolute drawdown | 136.30 Maximal drawdown | 267.30 (2.63%) Relative drawdown | 2.63% (267.30) |
| Total trades | 3 Short positions (won %) | 1 (100.00%) Long positions (won %) | 2 (50.00%) |
| | Profit trades (% of total) | 2 (66.67%) Loss trades (% of total) | 1 (33.33%) |
| | Largest profit trade | 411.82 loss trade | -126.50 |
| | Average profit trade | 256.61 loss trade | -126.50 |
| | Maximum consecutive wins (profit in money) | 2 (513.22) consecutive losses (loss in money) | 1 (-126.50) |
| | Maximal consecutive profit (count of wins) | 513.22 (2) consecutive loss (count of losses) | -126.50 (1) |
| | Average consecutive wins | 2 consecutive losses | 1 |



| # | Time | Type | Order | Size | Price | S / L | T / P | Profit | Balance |
|----|------------------|---------------|-------|------|---------|---------|-------|---------|----------|
| 1 | 2020.02.03 05:00 | buy | 1 | 0.10 | 1583.00 | 1572.97 | 0.00 | | |
| 2 | 2020.02.03 17:00 | s/l | 1 | 0.10 | 1570.36 | 1572.97 | 0.00 | -126.50 | 9873.50 |
| 3 | 2020.02.04 05:00 | sell | 2 | 0.10 | 1576.46 | 1586.41 | 0.00 | | |
| 4 | 2020.02.04 11:05 | modify | 2 | 0.10 | 1576.46 | 1576.41 | 0.00 | | |
| 5 | 2020.02.04 17:21 | modify | 2 | 0.10 | 1576.46 | 1566.41 | 0.00 | | |
| 6 | 2020.02.06 12:57 | s/l | 2 | 0.10 | 1566.37 | 1566.41 | 0.00 | 101.40 | 9974.90 |
| 7 | 2020.02.07 05:00 | buy | 3 | 0.10 | 1567.92 | 1557.87 | 0.00 | | |
| 8 | 2020.02.13 17:05 | modify | 3 | 0.10 | 1567.92 | 1567.87 | 0.00 | | |
| 9 | 2020.02.18 09:32 | modify | 3 | 0.10 | 1567.92 | 1577.87 | 0.00 | | |
| 10 | 2020.02.18 17:29 | modify | 3 | 0.10 | 1567.92 | 1587.87 | 0.00 | | |
| 11 | 2020.02.19 10:29 | modify | 3 | 0.10 | 1567.92 | 1597.87 | 0.00 | | |
| 12 | 2020.02.19 23:59 | close at stop | 3 | 0.10 | 1611.32 | 1597.87 | 0.00 | 411.82 | 10386.72 |

Tester Live 2020 Maret TPF-Live (Build 1415)

| | | | |
|--------------------------|--|---|----------------|
| Symbol | XAUUSD.tp (Loco Gold) | | |
| Bars in test | 742 Ticks modelled | 5457552 Modelling quality | 99.90% |
| Mismatched charts errors | 0 | | |
| Initial deposit | 10000.00 | Spread | Current (23) |
| Total net profit | -86.19 Gross profit | 1075.51 Gross loss | -1161.70 |
| Profit factor | 0.93 Expected payoff | -5.07 | |
| Absolute drawdown | 623.58 Maximal drawdown | 743.63 (7.35%) Relative drawdown | 7.35% (743.63) |
| Total trades | 17 Short positions (won %) | 10 (40.00%) Long positions (won %) | 7 (14.29%) |
| | Profit trades (% of total) | 5 (29.41%) Loss trades (% of total) | 12 (70.59%) |
| | Largest profit trade | 300.20 loss trade | -151.00 |
| | Average profit trade | 215.10 loss trade | -96.81 |
| | Maximum consecutive wins (profit in money) | 2 (398.70) consecutive losses (loss in money) | 5 (-453.70) |
| | Maximal consecutive profit (count of wins) | 398.70 (2) consecutive loss (count of losses) | -453.70 (5) |
| | Average consecutive wins | 1 consecutive losses | 3 |

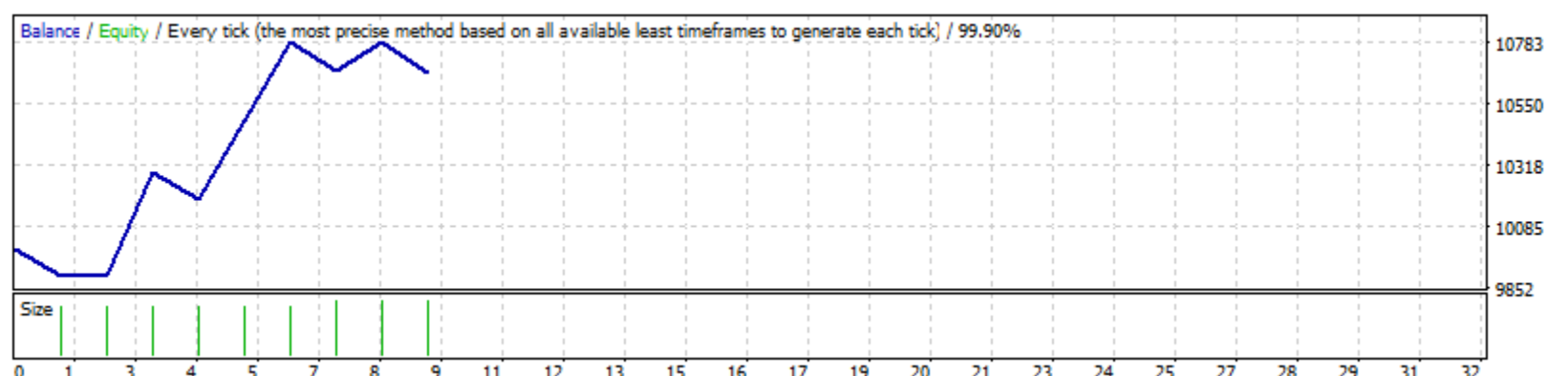


| # | Time | Type | Order | Size | Price | S / L | T / P | Profit | Balance |
|----|------------------|--------|-------|------|---------|---------|-------|---------|---------|
| 1 | 2020.03.02 05:00 | sell | 1 | 0.10 | 1595.31 | 1605.34 | 0.00 | | |
| 2 | 2020.03.02 07:33 | s/l | 1 | 0.10 | 1605.41 | 1605.34 | 0.00 | -101.10 | 9898.90 |
| 3 | 2020.03.03 05:00 | sell | 2 | 0.10 | 1598.71 | 1608.66 | 0.00 | | |
| 4 | 2020.03.03 17:00 | s/l | 2 | 0.10 | 1608.70 | 1608.66 | 0.00 | -100.00 | 9798.90 |
| 5 | 2020.03.04 05:00 | buy | 3 | 0.10 | 1645.33 | 1635.28 | 0.00 | | |
| 6 | 2020.03.04 09:07 | s/l | 3 | 0.10 | 1635.30 | 1635.28 | 0.00 | -100.40 | 9698.50 |
| 7 | 2020.03.05 05:00 | buy | 4 | 0.10 | 1638.61 | 1628.70 | 0.00 | | |
| 8 | 2020.03.05 12:26 | modify | 4 | 0.10 | 1638.61 | 1638.70 | 0.00 | | |
| 9 | 2020.03.05 16:25 | modify | 4 | 0.10 | 1638.61 | 1648.70 | 0.00 | | |
| 10 | 2020.03.05 20:17 | modify | 4 | 0.10 | 1638.61 | 1658.70 | 0.00 | | |
| 11 | 2020.03.06 06:56 | modify | 4 | 0.10 | 1638.61 | 1668.70 | 0.00 | | |
| 12 | 2020.03.06 09:25 | s/l | 4 | 0.10 | 1668.58 | 1668.70 | 0.00 | 297.65 | 9996.15 |
| 13 | 2020.03.09 05:00 | buy | 5 | 0.10 | 1701.13 | 1691.13 | 0.00 | | |
| 14 | 2020.03.09 05:53 | s/l | 5 | 0.10 | 1691.15 | 1691.13 | 0.00 | -99.90 | 9896.25 |
| 15 | 2020.03.09 05:53 | buy | 6 | 0.10 | 1691.36 | 1681.36 | 0.00 | | |
| 16 | 2020.03.09 06:16 | s/l | 6 | 0.10 | 1681.29 | 1681.36 | 0.00 | -100.80 | 9795.45 |
| 17 | 2020.03.09 06:16 | buy | 7 | 0.10 | 1681.56 | 1671.55 | 0.00 | | |
| 18 | 2020.03.09 07:22 | s/l | 7 | 0.10 | 1671.51 | 1671.55 | 0.00 | -100.60 | 9694.85 |
| 19 | 2020.03.10 05:00 | buy | 8 | 0.10 | 1669.68 | 1659.59 | 0.00 | | |
| 20 | 2020.03.10 08:08 | s/l | 8 | 0.10 | 1654.59 | 1659.59 | 0.00 | -151.00 | 9543.85 |
| 21 | 2020.03.11 05:00 | buy | 9 | 0.10 | 1658.55 | 1648.48 | 0.00 | | |
| 22 | 2020.03.11 14:45 | modify | 9 | 0.10 | 1658.55 | 1658.48 | 0.00 | | |
| 23 | 2020.03.11 17:09 | s/l | 9 | 0.10 | 1658.42 | 1658.48 | 0.00 | -1.40 | 9542.45 |
| 24 | 2020.03.12 05:00 | sell | 10 | 0.10 | 1636.11 | 1646.07 | 0.00 | | |
| 25 | 2020.03.12 15:02 | modify | 10 | 0.10 | 1636.11 | 1636.07 | 0.00 | | |
| 26 | 2020.03.12 15:25 | modify | 10 | 0.10 | 1636.11 | 1626.07 | 0.00 | | |
| 27 | 2020.03.12 15:34 | modify | 10 | 0.10 | 1636.11 | 1616.07 | 0.00 | | |
| 28 | 2020.03.12 15:45 | s/l | 10 | 0.10 | 1616.13 | 1616.07 | 0.00 | 199.70 | 9742.15 |
| 29 | 2020.03.13 05:00 | sell | 11 | 0.10 | 1554.97 | 1564.97 | 0.00 | | |
| 30 | 2020.03.13 05:33 | s/l | 11 | 0.10 | 1565.12 | 1564.97 | 0.00 | -101.60 | 9640.55 |
| 31 | 2020.03.13 05:33 | sell | 12 | 0.10 | 1564.70 | 1574.80 | 0.00 | | |
| 32 | 2020.03.13 07:37 | s/l | 12 | 0.10 | 1574.99 | 1574.80 | 0.00 | -103.00 | 9537.55 |
| 33 | 2020.03.16 05:00 | sell | 13 | 0.10 | 1534.42 | 1544.46 | 0.00 | | |
| 34 | 2020.03.16 05:38 | s/l | 13 | 0.10 | 1544.52 | 1544.46 | 0.00 | -101.10 | 9436.45 |
| 35 | 2020.03.16 05:38 | sell | 14 | 0.09 | 1544.33 | 1554.29 | 0.00 | | |
| 36 | 2020.03.16 10:11 | modify | 14 | 0.09 | 1544.33 | 1544.29 | 0.00 | | |
| 37 | 2020.03.16 12:33 | modify | 14 | 0.09 | 1544.33 | 1534.29 | 0.00 | | |
| 38 | 2020.03.16 12:36 | modify | 14 | 0.09 | 1544.33 | 1524.29 | 0.00 | | |
| 39 | 2020.03.16 12:40 | s/l | 14 | 0.09 | 1524.38 | 1524.29 | 0.00 | 179.46 | 9615.91 |
| 40 | 2020.03.17 05:00 | sell | 15 | 0.10 | 1492.37 | 1502.40 | 0.00 | | |
| 41 | 2020.03.17 07:12 | s/l | 15 | 0.10 | 1502.44 | 1502.40 | 0.00 | -100.80 | 9515.11 |
| 42 | 2020.03.18 05:00 | sell | 16 | 0.10 | 1534.71 | 1544.63 | 0.00 | | |
| 43 | 2020.03.18 08:36 | modify | 16 | 0.10 | 1534.71 | 1534.63 | 0.00 | | |

| | | | | | | | | | |
|----|------------------|--------|----|------|---------|---------|------|--------|---------|
| 44 | 2020.03.18 08:52 | modify | 16 | 0.10 | 1534.71 | 1524.63 | 0.00 | | |
| 45 | 2020.03.18 10:40 | modify | 16 | 0.10 | 1534.71 | 1514.63 | 0.00 | | |
| 46 | 2020.03.18 11:49 | modify | 16 | 0.10 | 1534.71 | 1504.63 | 0.00 | | |
| 47 | 2020.03.18 13:11 | s/l | 16 | 0.10 | 1504.68 | 1504.63 | 0.00 | 300.20 | 9815.31 |
| 48 | 2020.03.19 05:00 | sell | 17 | 0.10 | 1484.63 | 1494.63 | 0.00 | | |
| 49 | 2020.03.19 05:57 | modify | 17 | 0.10 | 1484.63 | 1484.63 | 0.00 | | |
| 50 | 2020.03.19 07:24 | modify | 17 | 0.10 | 1484.63 | 1474.63 | 0.00 | | |
| 51 | 2020.03.19 08:31 | s/l | 17 | 0.10 | 1474.77 | 1474.63 | 0.00 | 98.50 | 9913.81 |

Tester Live 2020 April TPF-Live (Build 1415)

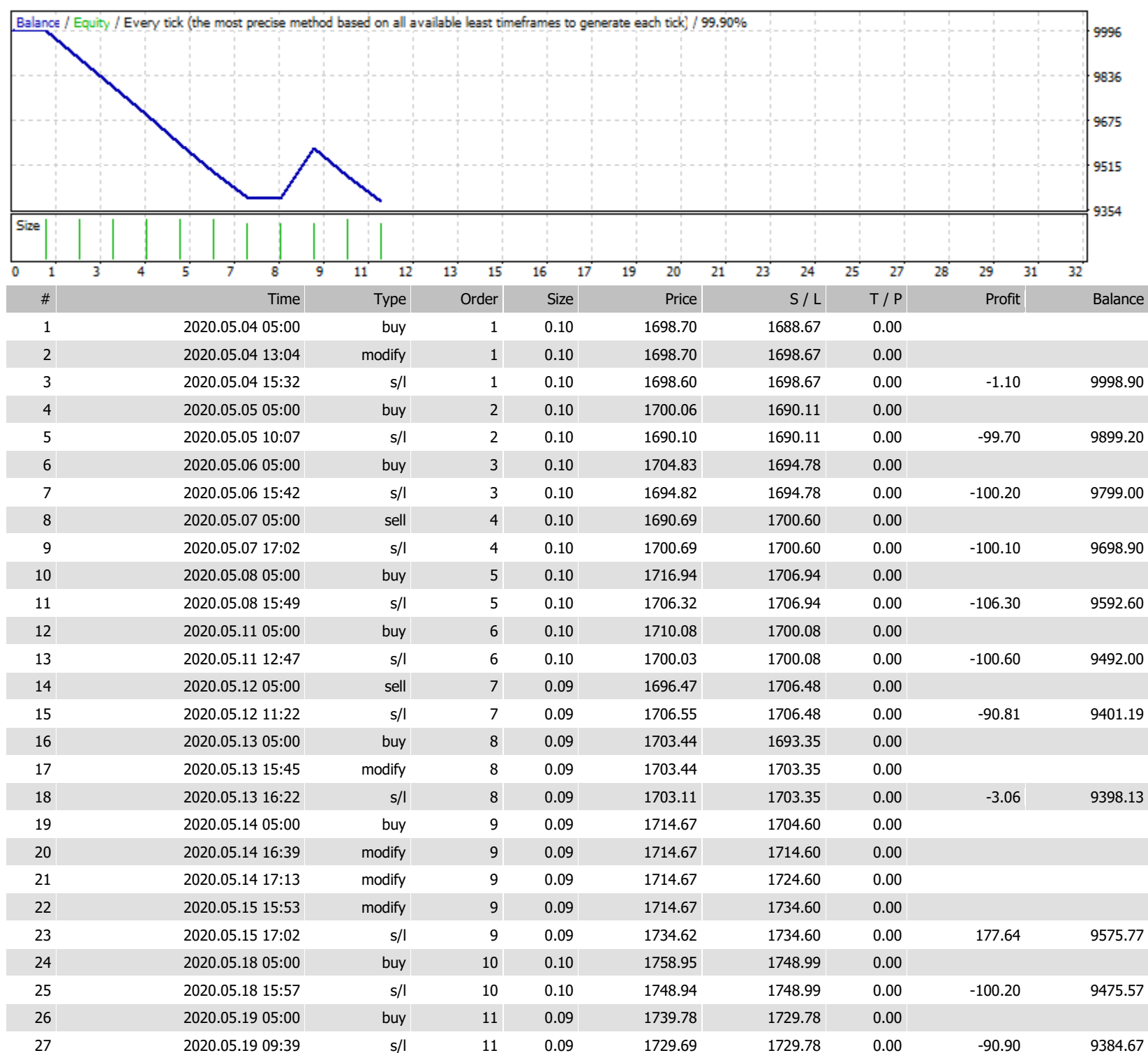
| | | | |
|--------------------------|--|---|----------------|
| Symbol | XAUUSD.tp (Loco Gold) | | |
| Bars in test | 602 Ticks modelled | 1718069 Modelling quality | 99.90% |
| Mismatched charts errors | 0 | | |
| Initial deposit | 10000.00 | Spread | Current (23) |
| Total net profit | 670.68 Gross profit | 1099.84 Gross loss | -429.16 |
| Profit factor | 2.56 Expected payoff | 74.52 | |
| Absolute drawdown | 142.60 Maximal drawdown | 317.60 (3.04%) Relative drawdown | 3.04% (317.60) |
| Total trades | 9 Short positions (won %) | 1 (0.00%) Long positions (won %) | 8 (50.00%) |
| | Profit trades (% of total) | 4 (44.44%) Loss trades (% of total) | 5 (55.56%) |
| | Largest profit trade | 397.16 loss trade | -113.30 |
| | Average profit trade | 274.96 loss trade | -85.83 |
| | Maximum consecutive wins (profit in money) | 2 (594.99) consecutive losses (loss in money) | 2 (-102.30) |
| | Maximal consecutive profit (count of wins) | 594.99 (2) consecutive loss (count of losses) | -113.30 (1) |
| | Average consecutive wins | 1 consecutive losses | 1 |



| # | Time | Type | Order | Size | Price | S / L | T / P | Profit | Balance |
|----|------------------|--------|-------|------|---------|---------|-------|---------|----------|
| 1 | 2020.04.02 05:00 | sell | 1 | 0.10 | 1585.59 | 1595.62 | 0.00 | | |
| 2 | 2020.04.02 10:06 | s/l | 1 | 0.10 | 1595.71 | 1595.62 | 0.00 | -101.30 | 9898.70 |
| 3 | 2020.04.03 05:00 | buy | 2 | 0.10 | 1610.63 | 1600.68 | 0.00 | | |
| 4 | 2020.04.03 14:59 | modify | 2 | 0.10 | 1610.63 | 1610.68 | 0.00 | | |
| 5 | 2020.04.03 15:55 | s/l | 2 | 0.10 | 1610.54 | 1610.68 | 0.00 | -1.00 | 9897.70 |
| 6 | 2020.04.06 05:00 | buy | 3 | 0.10 | 1619.41 | 1609.36 | 0.00 | | |
| 7 | 2020.04.06 09:40 | modify | 3 | 0.10 | 1619.41 | 1619.36 | 0.00 | | |
| 8 | 2020.04.06 14:21 | modify | 3 | 0.10 | 1619.41 | 1629.36 | 0.00 | | |
| 9 | 2020.04.06 16:59 | modify | 3 | 0.10 | 1619.41 | 1639.36 | 0.00 | | |
| 10 | 2020.04.06 21:21 | modify | 3 | 0.10 | 1619.41 | 1649.36 | 0.00 | | |
| 11 | 2020.04.07 01:56 | modify | 3 | 0.10 | 1619.41 | 1659.36 | 0.00 | | |
| 12 | 2020.04.07 03:21 | s/l | 3 | 0.10 | 1659.33 | 1659.36 | 0.00 | 397.16 | 10294.86 |
| 13 | 2020.04.07 05:00 | buy | 4 | 0.10 | 1661.18 | 1651.27 | 0.00 | | |
| 14 | 2020.04.07 10:34 | s/l | 4 | 0.10 | 1651.01 | 1651.27 | 0.00 | -101.80 | 10193.06 |
| 15 | 2020.04.08 05:00 | buy | 5 | 0.10 | 1648.07 | 1638.07 | 0.00 | | |
| 16 | 2020.04.09 10:10 | modify | 5 | 0.10 | 1648.07 | 1648.07 | 0.00 | | |
| 17 | 2020.04.09 15:31 | modify | 5 | 0.10 | 1648.07 | 1658.07 | 0.00 | | |
| 18 | 2020.04.09 16:21 | modify | 5 | 0.10 | 1648.07 | 1668.07 | 0.00 | | |
| 19 | 2020.04.09 20:10 | modify | 5 | 0.10 | 1648.07 | 1678.07 | 0.00 | | |
| 20 | 2020.04.09 20:54 | s/l | 5 | 0.10 | 1678.02 | 1678.07 | 0.00 | 297.48 | 10490.55 |
| 21 | 2020.04.13 05:00 | buy | 6 | 0.10 | 1684.44 | 1674.44 | 0.00 | | |
| 22 | 2020.04.13 15:03 | modify | 6 | 0.10 | 1684.44 | 1684.44 | 0.00 | | |
| 23 | 2020.04.13 18:16 | modify | 6 | 0.10 | 1684.44 | 1694.44 | 0.00 | | |
| 24 | 2020.04.13 19:31 | modify | 6 | 0.10 | 1684.44 | 1704.44 | 0.00 | | |
| 25 | 2020.04.14 04:55 | modify | 6 | 0.10 | 1684.44 | 1714.44 | 0.00 | | |
| 26 | 2020.04.14 07:27 | s/l | 6 | 0.10 | 1714.40 | 1714.44 | 0.00 | 297.51 | 10788.05 |
| 27 | 2020.04.15 05:00 | buy | 7 | 0.11 | 1722.77 | 1712.76 | 0.00 | | |
| 28 | 2020.04.15 09:53 | s/l | 7 | 0.11 | 1712.62 | 1712.76 | 0.00 | -111.76 | 10676.29 |
| 29 | 2020.04.16 05:00 | buy | 8 | 0.11 | 1716.04 | 1705.95 | 0.00 | | |
| 30 | 2020.04.16 10:19 | modify | 8 | 0.11 | 1716.04 | 1715.95 | 0.00 | | |
| 31 | 2020.04.16 14:59 | modify | 8 | 0.11 | 1716.04 | 1725.95 | 0.00 | | |
| 32 | 2020.04.16 15:41 | s/l | 8 | 0.11 | 1725.84 | 1725.95 | 0.00 | 107.69 | 10783.98 |
| 33 | 2020.04.17 05:00 | buy | 9 | 0.11 | 1709.47 | 1699.40 | 0.00 | | |
| 34 | 2020.04.17 08:56 | s/l | 9 | 0.11 | 1699.18 | 1699.40 | 0.00 | -113.30 | 10670.68 |

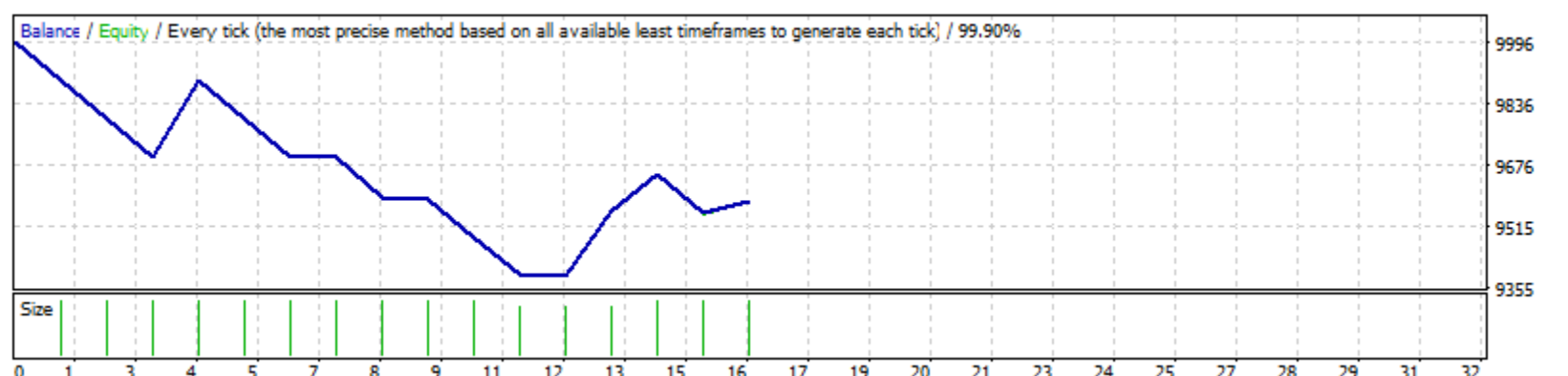
Tester Live 2020 Mei TPF-Live (Build 1415)

| | | | |
|--------------------------|--|---|----------------|
| Symbol | XAUUSD.tp (Loco Gold) | | |
| Bars in test | 652 Ticks modelled | 2401389 Modelling quality | 99.90% |
| Mismatched charts errors | 0 | | |
| Initial deposit | 10000.00 | Spread | Current (23) |
| Total net profit | -615.33 Gross profit | 177.64 Gross loss | -792.97 |
| Profit factor | 0.22 Expected payoff | -55.94 | |
| Absolute drawdown | 636.52 Maximal drawdown | 781.72 (7.71%) Relative drawdown | 7.71% (781.72) |
| Total trades | 11 Short positions (won %) | 2 (0.00%) Long positions (won %) | 9 (11.11%) |
| | Profit trades (% of total) | 1 (9.09%) Loss trades (% of total) | 10 (90.91%) |
| | Largest profit trade | 177.64 loss trade | -106.30 |
| | Average profit trade | 177.64 loss trade | -79.30 |
| | Maximum consecutive wins (profit in money) | 1 (177.64) consecutive losses (loss in money) | 8 (-601.87) |
| | Maximal consecutive profit (count of wins) | 177.64 (1) consecutive loss (count of losses) | -601.87 (8) |
| | Average consecutive wins | 1 consecutive losses | 5 |



Tester Live 2020 Juni TPF-Live (Build 1415)

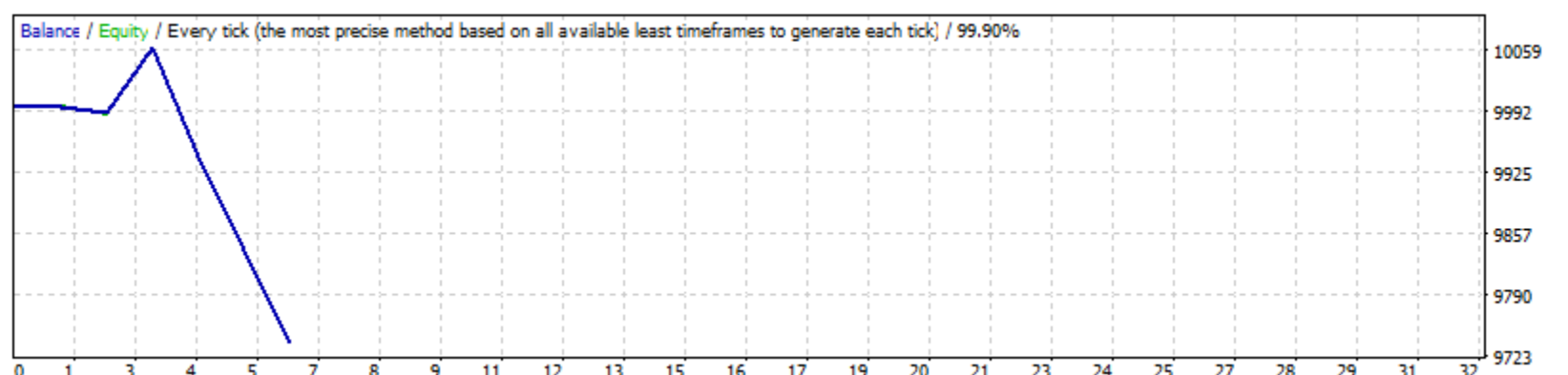
| | | | |
|--------------------------|--|---|----------------|
| Symbol | XAUUSD.tp (Loco Gold) | | |
| Bars in test | 1016 Ticks modelled | 4193227 Modelling quality | 99.90% |
| Mismatched charts errors | 0 | | |
| Initial deposit | 10000.00 | Spread | Current (23) |
| Total net profit | -419.55 Gross profit | 497.92 Gross loss | -917.47 |
| Profit factor | 0.54 Expected payoff | -26.22 | |
| Absolute drawdown | 627.11 Maximal drawdown | 658.91 (6.57%) Relative drawdown | 6.57% (658.91) |
| Total trades | 16 Short positions (won %) | 4 (25.00%) Long positions (won %) | 12 (25.00%) |
| | Profit trades (% of total) | 4 (25.00%) Loss trades (% of total) | 12 (75.00%) |
| | Largest profit trade | 199.00 loss trade | -104.06 |
| | Average profit trade | 124.48 loss trade | -76.46 |
| | Maximum consecutive wins (profit in money) | 2 (268.82) consecutive losses (loss in money) | 8 (-511.92) |
| | Maximal consecutive profit (count of wins) | 268.82 (2) consecutive loss (count of losses) | -511.92 (8) |
| | Average consecutive wins | 1 consecutive losses | 4 |



| # | Time | Type | Order | Size | Price | S / L | T / P | Profit | Balance |
|----|------------------|---------------|-------|------|---------|---------|-------|---------|---------|
| 1 | 2020.06.02 05:00 | buy | 1 | 0.10 | 1741.82 | 1731.79 | 0.00 | | |
| 2 | 2020.06.02 18:30 | s/l | 1 | 0.10 | 1731.73 | 1731.79 | 0.00 | -101.00 | 9899.00 |
| 3 | 2020.06.03 05:00 | buy | 2 | 0.10 | 1728.70 | 1718.75 | 0.00 | | |
| 4 | 2020.06.03 11:02 | s/l | 2 | 0.10 | 1718.70 | 1718.75 | 0.00 | -100.10 | 9798.90 |
| 5 | 2020.06.04 05:00 | sell | 3 | 0.10 | 1701.54 | 1711.59 | 0.00 | | |
| 6 | 2020.06.04 13:52 | s/l | 3 | 0.10 | 1711.57 | 1711.59 | 0.00 | -100.40 | 9698.50 |
| 7 | 2020.06.05 05:00 | sell | 4 | 0.10 | 1712.61 | 1722.52 | 0.00 | | |
| 8 | 2020.06.05 13:14 | modify | 4 | 0.10 | 1712.61 | 1712.52 | 0.00 | | |
| 9 | 2020.06.05 15:30 | modify | 4 | 0.10 | 1712.61 | 1702.52 | 0.00 | | |
| 10 | 2020.06.05 15:43 | modify | 4 | 0.10 | 1712.61 | 1692.52 | 0.00 | | |
| 11 | 2020.06.05 15:50 | s/l | 4 | 0.10 | 1692.70 | 1692.52 | 0.00 | 199.00 | 9897.50 |
| 12 | 2020.06.08 05:00 | sell | 5 | 0.10 | 1686.00 | 1696.00 | 0.00 | | |
| 13 | 2020.06.08 10:07 | s/l | 5 | 0.10 | 1695.99 | 1696.00 | 0.00 | -100.00 | 9797.50 |
| 14 | 2020.06.09 05:00 | sell | 6 | 0.10 | 1697.93 | 1707.93 | 0.00 | | |
| 15 | 2020.06.09 12:10 | s/l | 6 | 0.10 | 1707.97 | 1707.93 | 0.00 | -100.50 | 9697.00 |
| 16 | 2020.06.10 05:00 | buy | 7 | 0.10 | 1716.87 | 1706.86 | 0.00 | | |
| 17 | 2020.06.10 17:19 | modify | 7 | 0.10 | 1716.87 | 1716.86 | 0.00 | | |
| 18 | 2020.06.10 18:02 | s/l | 7 | 0.10 | 1716.81 | 1716.86 | 0.00 | -0.70 | 9696.30 |
| 19 | 2020.06.11 05:00 | buy | 8 | 0.10 | 1732.40 | 1722.31 | 0.00 | | |
| 20 | 2020.06.11 14:31 | s/l | 8 | 0.10 | 1722.19 | 1722.31 | 0.00 | -102.20 | 9594.10 |
| 21 | 2020.06.12 05:00 | buy | 9 | 0.10 | 1725.61 | 1715.54 | 0.00 | | |
| 22 | 2020.06.12 11:18 | modify | 9 | 0.10 | 1725.61 | 1725.54 | 0.00 | | |
| 23 | 2020.06.15 08:30 | s/l | 9 | 0.10 | 1725.56 | 1725.54 | 0.00 | -6.66 | 9587.44 |
| 24 | 2020.06.16 05:00 | buy | 10 | 0.10 | 1729.47 | 1719.51 | 0.00 | | |
| 25 | 2020.06.16 16:13 | s/l | 10 | 0.10 | 1719.50 | 1719.51 | 0.00 | -99.80 | 9487.64 |
| 26 | 2020.06.17 05:00 | buy | 11 | 0.09 | 1724.61 | 1714.61 | 0.00 | | |
| 27 | 2020.06.17 12:32 | s/l | 11 | 0.09 | 1714.13 | 1714.61 | 0.00 | -94.41 | 9393.23 |
| 28 | 2020.06.18 05:00 | buy | 12 | 0.09 | 1725.56 | 1715.46 | 0.00 | | |
| 29 | 2020.06.18 12:05 | modify | 12 | 0.09 | 1725.56 | 1725.46 | 0.00 | | |
| 30 | 2020.06.18 12:48 | s/l | 12 | 0.09 | 1724.72 | 1725.46 | 0.00 | -7.65 | 9385.58 |
| 31 | 2020.06.19 05:00 | buy | 13 | 0.09 | 1726.08 | 1716.04 | 0.00 | | |
| 32 | 2020.06.19 15:31 | modify | 13 | 0.09 | 1726.08 | 1726.04 | 0.00 | | |
| 33 | 2020.06.22 01:00 | modify | 13 | 0.09 | 1726.08 | 1736.04 | 0.00 | | |
| 34 | 2020.06.22 04:33 | modify | 13 | 0.09 | 1726.08 | 1746.04 | 0.00 | | |
| 35 | 2020.06.22 10:20 | s/l | 13 | 0.09 | 1745.99 | 1746.04 | 0.00 | 173.59 | 9559.17 |
| 36 | 2020.06.23 05:00 | buy | 14 | 0.10 | 1755.71 | 1745.75 | 0.00 | | |
| 37 | 2020.06.23 16:21 | modify | 14 | 0.10 | 1755.71 | 1755.75 | 0.00 | | |
| 38 | 2020.06.24 12:00 | modify | 14 | 0.10 | 1755.71 | 1765.75 | 0.00 | | |
| 39 | 2020.06.24 15:47 | s/l | 14 | 0.10 | 1765.45 | 1765.75 | 0.00 | 95.24 | 9654.41 |
| 40 | 2020.06.25 05:00 | buy | 15 | 0.10 | 1763.87 | 1753.84 | 0.00 | | |
| 41 | 2020.06.26 16:26 | s/l | 15 | 0.10 | 1753.68 | 1753.84 | 0.00 | -104.06 | 9550.35 |
| 42 | 2020.06.29 05:00 | buy | 16 | 0.10 | 1769.20 | 1759.28 | 0.00 | | |
| 43 | 2020.06.29 23:59 | close at stop | 16 | 0.10 | 1772.22 | 1759.28 | 0.00 | 30.10 | 9580.45 |

Tester Live 2020 Juli TPF-Live (Build 1415)

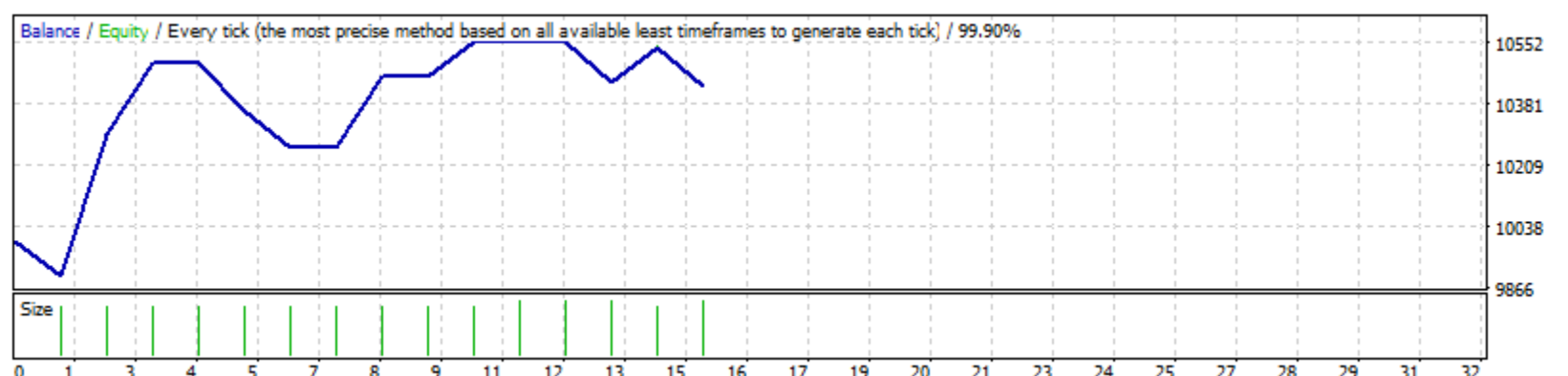
| | | | |
|--------------------------|--|--|----------------|
| Symbol | XAUUSD.tp (Loco Gold) | | |
| Bars in test | 640 Ticks modelled | 1849080 Modelling quality | 99.90% |
| Mismatched charts errors | 0 | | |
| Initial deposit | 10000.00 | Spread | Current (23) |
| Total net profit | -261.01 Gross profit | 71.89 Gross loss | -332.90 |
| Profit factor | 0.22 Expected payoff | -43.50 | |
| Absolute drawdown | 261.01 Maximal drawdown | 485.52 (4.75%) Relative drawdown | 4.75% (485.52) |
| Total trades | 6 Short positions (won %) | 2 (0.00%) Long positions (won %) | 4 (25.00%) |
| | Profit trades (% of total) | 1 (16.67%) Loss trades (% of total) | 5 (83.33%) |
| | Largest profit trade | 71.89 loss trade | -121.00 |
| | Average profit trade | 71.89 loss trade | -66.58 |
| | Maximum consecutive wins (profit in money) | 1 (71.89) consecutive losses (loss in money) | 3 (-323.61) |
| | Maximal consecutive profit (count of wins) | 71.89 (1) consecutive loss (count of losses) | -323.61 (3) |
| | Average consecutive wins | 1 consecutive losses | 3 |



| # | Time | Type | Order | Size | Price | S / L | T / P | Profit | Balance |
|----|------------------|--------|-------|------|---------|---------|-------|---------|----------|
| 1 | 2020.07.02 05:00 | sell | 1 | 0.10 | 1769.32 | 1779.35 | 0.00 | | |
| 2 | 2020.07.02 16:01 | modify | 1 | 0.10 | 1769.32 | 1769.35 | 0.00 | | |
| 3 | 2020.07.02 16:42 | s/l | 1 | 0.10 | 1769.52 | 1769.35 | 0.00 | -2.10 | 9997.90 |
| 4 | 2020.07.03 05:00 | buy | 2 | 0.10 | 1775.88 | 1765.93 | 0.00 | | |
| 5 | 2020.07.06 16:32 | modify | 2 | 0.10 | 1775.88 | 1775.93 | 0.00 | | |
| 6 | 2020.07.07 11:30 | s/l | 2 | 0.10 | 1776.00 | 1775.93 | 0.00 | -7.19 | 9990.71 |
| 7 | 2020.07.08 05:00 | buy | 3 | 0.10 | 1794.46 | 1784.41 | 0.00 | | |
| 8 | 2020.07.08 14:59 | modify | 3 | 0.10 | 1794.46 | 1794.41 | 0.00 | | |
| 9 | 2020.07.08 16:32 | modify | 3 | 0.10 | 1794.46 | 1804.41 | 0.00 | | |
| 10 | 2020.07.09 18:03 | s/l | 3 | 0.10 | 1801.87 | 1804.41 | 0.00 | 71.89 | 10062.61 |
| 11 | 2020.07.10 05:00 | buy | 4 | 0.10 | 1803.38 | 1793.47 | 0.00 | | |
| 12 | 2020.07.14 13:18 | s/l | 4 | 0.10 | 1792.13 | 1793.47 | 0.00 | -121.00 | 9941.61 |
| 13 | 2020.07.15 05:00 | buy | 5 | 0.10 | 1809.24 | 1799.24 | 0.00 | | |
| 14 | 2020.07.16 20:05 | s/l | 5 | 0.10 | 1799.26 | 1799.24 | 0.00 | -102.01 | 9839.59 |
| 15 | 2020.07.17 05:00 | sell | 6 | 0.10 | 1796.61 | 1806.61 | 0.00 | | |
| 16 | 2020.07.17 15:06 | s/l | 6 | 0.10 | 1806.66 | 1806.61 | 0.00 | -100.60 | 9738.99 |

Tester Live 2020 Agustus TPF-Live (Build 1415)

| | | | |
|--------------------------|--|---|----------------|
| Symbol | XAUUSD.tp (Loco Gold) | | |
| Bars in test | 696 Ticks modelled | 3851409 Modelling quality | 99.90% |
| Mismatched charts errors | 0 | | |
| Initial deposit | 10000.00 | Spread | Current (23) |
| Total net profit | 430.74 Gross profit | 994.74 Gross loss | -564.00 |
| Profit factor | 1.76 Expected payoff | 28.72 | |
| Absolute drawdown | 186.10 Maximal drawdown | 461.90 (4.32%) Relative drawdown | 4.32% (461.90) |
| Total trades | 15 Short positions (won %) | 6 (33.33%) Long positions (won %) | 9 (44.44%) |
| | Profit trades (% of total) | 6 (40.00%) Loss trades (% of total) | 9 (60.00%) |
| | Largest profit trade | 397.94 loss trade | -135.10 |
| | Average profit trade | 165.79 loss trade | -62.67 |
| | Maximum consecutive wins (profit in money) | 3 (597.64) consecutive losses (loss in money) | 3 (-237.90) |
| | Maximal consecutive profit (count of wins) | 597.64 (3) consecutive loss (count of losses) | -237.90 (3) |
| | Average consecutive wins | 2 consecutive losses | 2 |

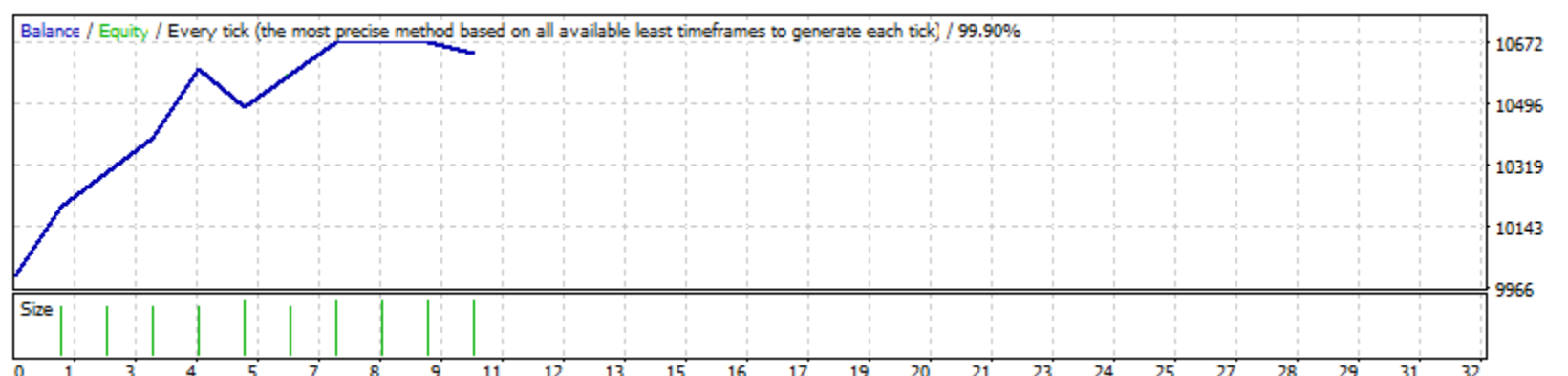


| # | Time | Type | Order | Size | Price | S / L | T / P | Profit | Balance |
|----|------------------|--------|-------|------|---------|---------|-------|---------|----------|
| 1 | 2020.08.03 05:00 | buy | 1 | 0.10 | 1973.04 | 1963.01 | 0.00 | | |
| 2 | 2020.08.03 16:42 | s/l | 1 | 0.10 | 1962.95 | 1963.01 | 0.00 | -101.00 | 9899.00 |
| 3 | 2020.08.04 05:00 | buy | 2 | 0.10 | 1975.23 | 1965.28 | 0.00 | | |
| 4 | 2020.08.04 17:22 | modify | 2 | 0.10 | 1975.23 | 1975.28 | 0.00 | | |
| 5 | 2020.08.04 18:33 | modify | 2 | 0.10 | 1975.23 | 1985.28 | 0.00 | | |
| 6 | 2020.08.04 20:23 | modify | 2 | 0.10 | 1975.23 | 1995.28 | 0.00 | | |
| 7 | 2020.08.04 22:55 | modify | 2 | 0.10 | 1975.23 | 2005.28 | 0.00 | | |
| 8 | 2020.08.05 01:19 | modify | 2 | 0.10 | 1975.23 | 2015.28 | 0.00 | | |
| 9 | 2020.08.05 03:36 | s/l | 2 | 0.10 | 2015.27 | 2015.28 | 0.00 | 397.94 | 10296.94 |
| 10 | 2020.08.05 05:00 | buy | 3 | 0.10 | 2016.81 | 2006.76 | 0.00 | | |
| 11 | 2020.08.05 09:30 | modify | 3 | 0.10 | 2016.81 | 2016.76 | 0.00 | | |
| 12 | 2020.08.05 09:53 | modify | 3 | 0.10 | 2016.81 | 2026.76 | 0.00 | | |
| 13 | 2020.08.05 16:50 | modify | 3 | 0.10 | 2016.81 | 2036.76 | 0.00 | | |
| 14 | 2020.08.05 19:15 | s/l | 3 | 0.10 | 2036.79 | 2036.76 | 0.00 | 199.70 | 10496.64 |
| 15 | 2020.08.06 05:00 | buy | 4 | 0.10 | 2041.24 | 2031.33 | 0.00 | | |
| 16 | 2020.08.06 09:33 | modify | 4 | 0.10 | 2041.24 | 2041.33 | 0.00 | | |
| 17 | 2020.08.06 11:00 | s/l | 4 | 0.10 | 2041.25 | 2041.33 | 0.00 | 0.00 | 10496.64 |
| 18 | 2020.08.07 05:00 | buy | 5 | 0.10 | 2068.11 | 2058.11 | 0.00 | | |
| 19 | 2020.08.07 06:57 | s/l | 5 | 0.10 | 2054.61 | 2058.11 | 0.00 | -135.10 | 10361.54 |
| 20 | 2020.08.07 06:57 | buy | 6 | 0.10 | 2054.82 | 2044.82 | 0.00 | | |
| 21 | 2020.08.07 15:30 | s/l | 6 | 0.10 | 2044.61 | 2044.82 | 0.00 | -102.20 | 10259.34 |
| 22 | 2020.08.10 05:00 | buy | 7 | 0.10 | 2030.61 | 2020.60 | 0.00 | | |
| 23 | 2020.08.10 16:47 | modify | 7 | 0.10 | 2030.61 | 2030.60 | 0.00 | | |
| 24 | 2020.08.10 18:52 | s/l | 7 | 0.10 | 2030.56 | 2030.60 | 0.00 | -0.60 | 10258.74 |
| 25 | 2020.08.11 05:00 | sell | 8 | 0.10 | 2021.49 | 2031.58 | 0.00 | | |
| 26 | 2020.08.11 08:40 | modify | 8 | 0.10 | 2021.49 | 2021.58 | 0.00 | | |
| 27 | 2020.08.11 09:16 | modify | 8 | 0.10 | 2021.49 | 2011.58 | 0.00 | | |
| 28 | 2020.08.11 09:29 | modify | 8 | 0.10 | 2021.49 | 2001.58 | 0.00 | | |
| 29 | 2020.08.11 10:02 | s/l | 8 | 0.10 | 2001.67 | 2001.58 | 0.00 | 198.10 | 10456.84 |
| 30 | 2020.08.12 05:00 | sell | 9 | 0.10 | 1890.62 | 1900.69 | 0.00 | | |
| 31 | 2020.08.12 05:05 | modify | 9 | 0.10 | 1890.62 | 1890.69 | 0.00 | | |
| 32 | 2020.08.12 05:32 | s/l | 9 | 0.10 | 1890.68 | 1890.69 | 0.00 | -0.70 | 10456.14 |
| 33 | 2020.08.12 05:32 | sell | 10 | 0.10 | 1890.51 | 1900.47 | 0.00 | | |
| 34 | 2020.08.12 07:09 | modify | 10 | 0.10 | 1890.51 | 1890.47 | 0.00 | | |
| 35 | 2020.08.12 07:28 | modify | 10 | 0.10 | 1890.51 | 1880.47 | 0.00 | | |
| 36 | 2020.08.12 07:46 | s/l | 10 | 0.10 | 1880.50 | 1880.47 | 0.00 | 100.00 | 10556.14 |
| 37 | 2020.08.13 05:00 | sell | 11 | 0.11 | 1936.87 | 1946.87 | 0.00 | | |
| 38 | 2020.08.13 07:45 | modify | 11 | 0.11 | 1936.87 | 1936.87 | 0.00 | | |
| 39 | 2020.08.13 11:50 | s/l | 11 | 0.11 | 1936.96 | 1936.87 | 0.00 | -1.10 | 10555.04 |
| 40 | 2020.08.14 05:00 | sell | 12 | 0.11 | 1953.00 | 1963.10 | 0.00 | | |
| 41 | 2020.08.14 09:53 | modify | 12 | 0.11 | 1953.00 | 1953.10 | 0.00 | | |
| 42 | 2020.08.14 11:21 | s/l | 12 | 0.11 | 1953.14 | 1953.10 | 0.00 | -1.65 | 10553.39 |
| 43 | 2020.08.17 05:00 | sell | 13 | 0.11 | 1939.92 | 1949.96 | 0.00 | | |

| | | | | | | | | | |
|----|------------------|--------|----|------|---------|---------|------|---------|----------|
| 44 | 2020.08.17 09:36 | s/l | 13 | 0.11 | 1950.00 | 1949.96 | 0.00 | -110.99 | 10442.40 |
| 45 | 2020.08.18 05:00 | buy | 14 | 0.10 | 1993.66 | 1983.70 | 0.00 | | |
| 46 | 2020.08.18 09:27 | modify | 14 | 0.10 | 1993.66 | 1993.70 | 0.00 | | |
| 47 | 2020.08.18 15:40 | modify | 14 | 0.10 | 1993.66 | 2003.70 | 0.00 | | |
| 48 | 2020.08.18 17:05 | s/l | 14 | 0.10 | 2003.57 | 2003.70 | 0.00 | 99.00 | 10541.40 |
| 49 | 2020.08.19 05:00 | buy | 15 | 0.11 | 1996.60 | 1986.57 | 0.00 | | |
| 50 | 2020.08.19 08:41 | s/l | 15 | 0.11 | 1986.55 | 1986.57 | 0.00 | -110.66 | 10430.74 |

Tester Live 2020 September TPF-Live (Build 1415)

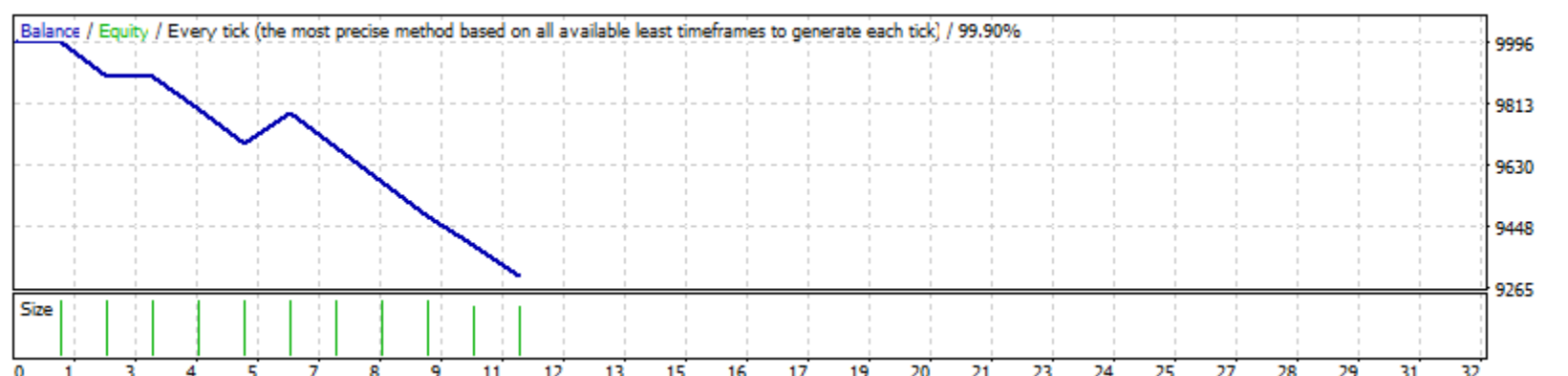
| | | | |
|--------------------------|--|---|----------------|
| Symbol | XAUUSD.tp (Loco Gold) | | |
| Bars in test | 686 Ticks modelled | 2732223 Modelling quality | 99.90% |
| Mismatched charts errors | 0 | | |
| Initial deposit | 10000.00 | Spread | Current (23) |
| Total net profit | 641.35 Gross profit | 785.67 Gross loss | -144.32 |
| Profit factor | 5.44 Expected payoff | 64.14 | |
| Absolute drawdown | 90.30 Maximal drawdown | 274.45 (2.53%) Relative drawdown | 2.53% (274.45) |
| Total trades | 10 Short positions (won %) | 6 (66.67%) Long positions (won %) | 4 (50.00%) |
| | Profit trades (% of total) | 6 (60.00%) Loss trades (% of total) | 4 (40.00%) |
| | Largest profit trade | 199.20 loss trade | -110.00 |
| | Average profit trade | 130.95 loss trade | -36.08 |
| | Maximum consecutive wins (profit in money) | 4 (595.58) consecutive losses (loss in money) | 3 (-34.32) |
| | Maximal consecutive profit (count of wins) | 595.58 (4) consecutive loss (count of losses) | -110.00 (1) |
| | Average consecutive wins | 3 consecutive losses | 2 |



| # | Time | Type | Order | Size | Price | S / L | T / P | Profit | Balance |
|----|------------------|---------------|-------|------|---------|---------|-------|---------|----------|
| 1 | 2020.09.02 05:00 | sell | 1 | 0.10 | 1962.98 | 1973.01 | 0.00 | | |
| 2 | 2020.09.02 16:31 | modify | 1 | 0.10 | 1962.98 | 1963.01 | 0.00 | | |
| 3 | 2020.09.02 17:16 | modify | 1 | 0.10 | 1962.98 | 1953.01 | 0.00 | | |
| 4 | 2020.09.02 19:30 | modify | 1 | 0.10 | 1962.98 | 1943.01 | 0.00 | | |
| 5 | 2020.09.02 22:19 | s/l | 1 | 0.10 | 1943.05 | 1943.01 | 0.00 | 199.20 | 10199.20 |
| 6 | 2020.09.03 05:00 | sell | 2 | 0.10 | 1947.88 | 1957.83 | 0.00 | | |
| 7 | 2020.09.03 07:59 | modify | 2 | 0.10 | 1947.88 | 1947.83 | 0.00 | | |
| 8 | 2020.09.03 09:52 | modify | 2 | 0.10 | 1947.88 | 1937.83 | 0.00 | | |
| 9 | 2020.09.03 10:44 | s/l | 2 | 0.10 | 1937.74 | 1937.83 | 0.00 | 101.30 | 10300.50 |
| 10 | 2020.09.04 05:00 | sell | 3 | 0.10 | 1939.47 | 1949.52 | 0.00 | | |
| 11 | 2020.09.04 15:31 | modify | 3 | 0.10 | 1939.47 | 1939.52 | 0.00 | | |
| 12 | 2020.09.04 16:02 | modify | 3 | 0.10 | 1939.47 | 1929.52 | 0.00 | | |
| 13 | 2020.09.04 16:31 | s/l | 3 | 0.10 | 1929.83 | 1929.52 | 0.00 | 96.30 | 10396.80 |
| 14 | 2020.09.07 05:00 | sell | 4 | 0.10 | 1939.41 | 1949.32 | 0.00 | | |
| 15 | 2020.09.07 08:55 | modify | 4 | 0.10 | 1939.41 | 1939.32 | 0.00 | | |
| 16 | 2020.09.08 12:42 | modify | 4 | 0.10 | 1939.41 | 1929.32 | 0.00 | | |
| 17 | 2020.09.08 14:47 | modify | 4 | 0.10 | 1939.41 | 1919.32 | 0.00 | | |
| 18 | 2020.09.08 15:03 | s/l | 4 | 0.10 | 1919.56 | 1919.32 | 0.00 | 198.78 | 10595.58 |
| 19 | 2020.09.09 05:00 | sell | 5 | 0.11 | 1928.21 | 1938.21 | 0.00 | | |
| 20 | 2020.09.09 16:03 | s/l | 5 | 0.11 | 1938.20 | 1938.21 | 0.00 | -110.00 | 10485.58 |
| 21 | 2020.09.10 05:00 | buy | 6 | 0.10 | 1945.89 | 1935.89 | 0.00 | | |
| 22 | 2020.09.10 15:34 | modify | 6 | 0.10 | 1945.89 | 1945.89 | 0.00 | | |
| 23 | 2020.09.10 17:09 | modify | 6 | 0.10 | 1945.89 | 1955.89 | 0.00 | | |
| 24 | 2020.09.10 17:49 | s/l | 6 | 0.10 | 1955.70 | 1955.89 | 0.00 | 98.00 | 10583.58 |
| 25 | 2020.09.11 05:00 | buy | 7 | 0.11 | 1946.03 | 1936.02 | 0.00 | | |
| 26 | 2020.09.14 15:59 | modify | 7 | 0.11 | 1946.03 | 1946.02 | 0.00 | | |
| 27 | 2020.09.15 05:13 | modify | 7 | 0.11 | 1946.03 | 1956.02 | 0.00 | | |
| 28 | 2020.09.15 16:51 | s/l | 7 | 0.11 | 1955.32 | 1956.02 | 0.00 | 92.10 | 10675.67 |
| 29 | 2020.09.16 05:00 | buy | 8 | 0.11 | 1956.36 | 1946.27 | 0.00 | | |
| 30 | 2020.09.16 10:35 | modify | 8 | 0.11 | 1956.36 | 1956.27 | 0.00 | | |
| 31 | 2020.09.16 21:10 | s/l | 8 | 0.11 | 1956.19 | 1956.27 | 0.00 | -1.98 | 10673.69 |
| 32 | 2020.09.17 05:00 | sell | 9 | 0.11 | 1946.39 | 1956.46 | 0.00 | | |
| 33 | 2020.09.17 16:05 | modify | 9 | 0.11 | 1946.39 | 1946.46 | 0.00 | | |
| 34 | 2020.09.17 17:43 | s/l | 9 | 0.11 | 1946.51 | 1946.46 | 0.00 | -1.43 | 10672.26 |
| 35 | 2020.09.18 05:00 | buy | 10 | 0.11 | 1952.52 | 1942.56 | 0.00 | | |
| 36 | 2020.09.18 23:59 | close at stop | 10 | 0.11 | 1949.72 | 1942.56 | 0.00 | -30.91 | 10641.35 |

Tester Live 2020 Oktober TPF-Live (Build 1415)

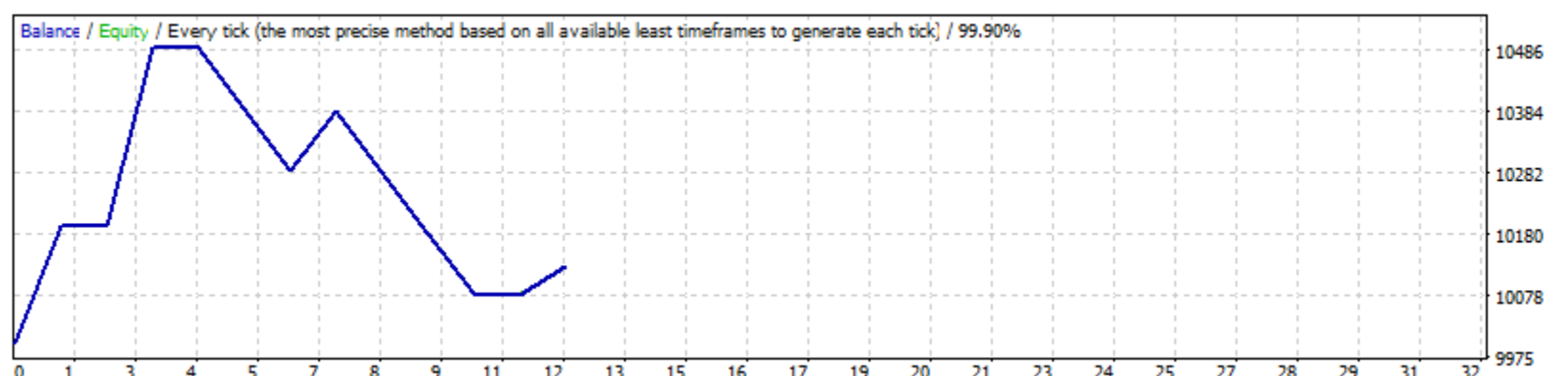
| | | | |
|--------------------------|--|--|----------------|
| Symbol | XAUUSD.tp (Loco Gold) | | |
| Bars in test | 648 Ticks modelled | 2360323 Modelling quality | 99.90% |
| Mismatched charts errors | 0 | | |
| Initial deposit | 10000.00 | Spread | Current (23) |
| Total net profit | -699.87 Gross profit | 89.81 Gross loss | -789.68 |
| Profit factor | 0.11 Expected payoff | -63.62 | |
| Absolute drawdown | 699.87 Maximal drawdown | 888.87 (8.72%) Relative drawdown | 8.72% (888.87) |
| Total trades | 11 Short positions (won %) | 5 (0.00%) Long positions (won %) | 6 (16.67%) |
| | Profit trades (% of total) | 1 (9.09%) Loss trades (% of total) | 10 (90.91%) |
| | Largest profit trade | 89.81 loss trade | -102.10 |
| | Average profit trade | 89.81 loss trade | -78.97 |
| | Maximum consecutive wins (profit in money) | 1 (89.81) consecutive losses (loss in money) | 5 (-485.18) |
| | Maximal consecutive profit (count of wins) | 89.81 (1) consecutive loss (count of losses) | -485.18 (5) |
| | Average consecutive wins | 1 consecutive losses | 5 |



| # | Time | Type | Order | Size | Price | S / L | T / P | Profit | Balance |
|----|------------------|--------|-------|------|---------|---------|-------|---------|---------|
| 1 | 2020.10.02 05:00 | buy | 1 | 0.10 | 1898.07 | 1888.04 | 0.00 | | |
| 2 | 2020.10.02 08:43 | modify | 1 | 0.10 | 1898.07 | 1898.04 | 0.00 | | |
| 3 | 2020.10.02 23:58 | s/l | 1 | 0.10 | 1897.86 | 1898.04 | 0.00 | -2.20 | 9997.80 |
| 4 | 2020.10.05 05:00 | buy | 2 | 0.10 | 1900.80 | 1890.85 | 0.00 | | |
| 5 | 2020.10.05 10:07 | s/l | 2 | 0.10 | 1890.80 | 1890.85 | 0.00 | -100.10 | 9897.70 |
| 6 | 2020.10.06 05:00 | buy | 3 | 0.10 | 1911.03 | 1900.98 | 0.00 | | |
| 7 | 2020.10.06 16:33 | modify | 3 | 0.10 | 1911.03 | 1910.98 | 0.00 | | |
| 8 | 2020.10.06 17:59 | s/l | 3 | 0.10 | 1910.96 | 1910.98 | 0.00 | -0.80 | 9896.90 |
| 9 | 2020.10.07 05:00 | sell | 4 | 0.10 | 1879.40 | 1889.31 | 0.00 | | |
| 10 | 2020.10.07 09:26 | s/l | 4 | 0.10 | 1889.44 | 1889.31 | 0.00 | -100.50 | 9796.40 |
| 11 | 2020.10.08 05:00 | sell | 5 | 0.10 | 1888.31 | 1898.31 | 0.00 | | |
| 12 | 2020.10.08 15:24 | s/l | 5 | 0.10 | 1898.39 | 1898.31 | 0.00 | -100.90 | 9695.50 |
| 13 | 2020.10.09 05:00 | buy | 6 | 0.10 | 1906.76 | 1896.76 | 0.00 | | |
| 14 | 2020.10.09 13:50 | modify | 6 | 0.10 | 1906.76 | 1906.76 | 0.00 | | |
| 15 | 2020.10.09 17:04 | modify | 6 | 0.10 | 1906.76 | 1916.76 | 0.00 | | |
| 16 | 2020.10.13 04:59 | s/l | 6 | 0.10 | 1916.65 | 1916.76 | 0.00 | 89.81 | 9785.31 |
| 17 | 2020.10.13 05:00 | buy | 7 | 0.10 | 1916.88 | 1906.87 | 0.00 | | |
| 18 | 2020.10.13 16:02 | s/l | 7 | 0.10 | 1906.75 | 1906.87 | 0.00 | -101.40 | 9683.91 |
| 19 | 2020.10.14 05:00 | sell | 8 | 0.10 | 1890.15 | 1900.24 | 0.00 | | |
| 20 | 2020.10.14 12:01 | s/l | 8 | 0.10 | 1900.35 | 1900.24 | 0.00 | -102.10 | 9581.81 |
| 21 | 2020.10.15 05:00 | sell | 9 | 0.10 | 1897.03 | 1907.10 | 0.00 | | |
| 22 | 2020.10.15 20:35 | s/l | 9 | 0.10 | 1907.08 | 1907.10 | 0.00 | -100.60 | 9481.21 |
| 23 | 2020.10.16 05:00 | buy | 10 | 0.09 | 1907.89 | 1897.93 | 0.00 | | |
| 24 | 2020.10.16 18:23 | s/l | 10 | 0.09 | 1897.88 | 1897.93 | 0.00 | -90.18 | 9391.03 |
| 25 | 2020.10.19 05:00 | sell | 11 | 0.09 | 1901.62 | 1911.62 | 0.00 | | |
| 26 | 2020.10.19 10:44 | s/l | 11 | 0.09 | 1911.71 | 1911.62 | 0.00 | -90.90 | 9300.13 |

Tester Live 2020 November TPF-Live (Build 1415)

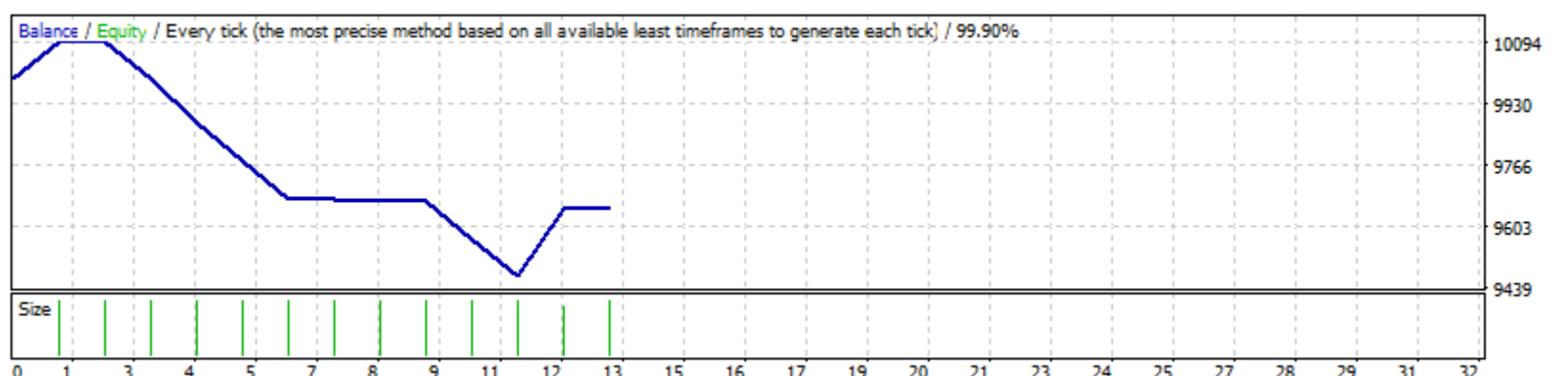
| | | | |
|--------------------------|--|---|----------------|
| Symbol | XAUUSD.tp (Loco Gold) | | |
| Bars in test | 742 Ticks modelled | 3013727 Modelling quality | 99.90% |
| Mismatched charts errors | 0 | | |
| Initial deposit | 10000.00 | Spread | Current (23) |
| Total net profit | 126.95 Gross profit | 637.25 Gross loss | -510.30 |
| Profit factor | 1.25 Expected payoff | 10.58 | |
| Absolute drawdown | 42.20 Maximal drawdown | 648.74 (6.08%) Relative drawdown | 6.08% (648.74) |
| Total trades | 12 Short positions (won %) | 5 (40.00%) Long positions (won %) | 7 (28.57%) |
| | Profit trades (% of total) | 4 (33.33%) Loss trades (% of total) | 8 (66.67%) |
| | Largest profit trade | 297.03 loss trade | -103.80 |
| | Average profit trade | 159.31 loss trade | -63.79 |
| | Maximum consecutive wins (profit in money) | 1 (297.03) consecutive losses (loss in money) | 4 (-306.10) |
| | Maximal consecutive profit (count of wins) | 297.03 (1) consecutive loss (count of losses) | -306.10 (4) |
| | Average consecutive wins | 1 consecutive losses | 3 |



| # | Time | Type | Order | Size | Price | S / L | T / P | Profit | Balance |
|----|------------------|---------------|-------|------|---------|---------|-------|---------|----------|
| 1 | 2020.11.02 05:00 | buy | 1 | 0.10 | 1883.93 | 1873.90 | 0.00 | | |
| 2 | 2020.11.02 18:07 | modify | 1 | 0.10 | 1883.93 | 1883.90 | 0.00 | | |
| 3 | 2020.11.03 15:25 | modify | 1 | 0.10 | 1883.93 | 1893.90 | 0.00 | | |
| 4 | 2020.11.04 01:08 | modify | 1 | 0.10 | 1883.93 | 1903.90 | 0.00 | | |
| 5 | 2020.11.04 02:58 | s/l | 1 | 0.10 | 1903.75 | 1903.90 | 0.00 | 193.66 | 10193.66 |
| 6 | 2020.11.04 05:00 | buy | 2 | 0.10 | 1893.73 | 1883.78 | 0.00 | | |
| 7 | 2020.11.04 14:01 | modify | 2 | 0.10 | 1893.73 | 1893.78 | 0.00 | | |
| 8 | 2020.11.04 19:18 | s/l | 2 | 0.10 | 1893.73 | 1893.78 | 0.00 | -0.10 | 10193.56 |
| 9 | 2020.11.05 05:00 | buy | 3 | 0.10 | 1908.59 | 1898.54 | 0.00 | | |
| 10 | 2020.11.05 11:00 | modify | 3 | 0.10 | 1908.59 | 1908.54 | 0.00 | | |
| 11 | 2020.11.05 14:57 | modify | 3 | 0.10 | 1908.59 | 1918.54 | 0.00 | | |
| 12 | 2020.11.05 17:05 | modify | 3 | 0.10 | 1908.59 | 1928.54 | 0.00 | | |
| 13 | 2020.11.05 17:24 | modify | 3 | 0.10 | 1908.59 | 1938.54 | 0.00 | | |
| 14 | 2020.11.06 03:35 | s/l | 3 | 0.10 | 1938.53 | 1938.54 | 0.00 | 297.03 | 10490.59 |
| 15 | 2020.11.06 05:00 | buy | 4 | 0.10 | 1942.68 | 1932.77 | 0.00 | | |
| 16 | 2020.11.06 13:09 | modify | 4 | 0.10 | 1942.68 | 1942.77 | 0.00 | | |
| 17 | 2020.11.06 16:58 | s/l | 4 | 0.10 | 1942.64 | 1942.77 | 0.00 | -0.50 | 10490.09 |
| 18 | 2020.11.09 05:00 | buy | 5 | 0.10 | 1957.33 | 1947.33 | 0.00 | | |
| 19 | 2020.11.09 13:47 | s/l | 5 | 0.10 | 1947.04 | 1947.33 | 0.00 | -103.00 | 10387.09 |
| 20 | 2020.11.10 05:00 | sell | 6 | 0.10 | 1876.95 | 1886.95 | 0.00 | | |
| 21 | 2020.11.10 08:49 | s/l | 6 | 0.10 | 1887.00 | 1886.95 | 0.00 | -100.60 | 10286.49 |
| 22 | 2020.11.11 05:00 | sell | 7 | 0.10 | 1882.34 | 1892.35 | 0.00 | | |
| 23 | 2020.11.11 13:13 | modify | 7 | 0.10 | 1882.34 | 1882.35 | 0.00 | | |
| 24 | 2020.11.11 15:43 | modify | 7 | 0.10 | 1882.34 | 1872.35 | 0.00 | | |
| 25 | 2020.11.12 07:27 | s/l | 7 | 0.10 | 1872.39 | 1872.35 | 0.00 | 99.76 | 10386.25 |
| 26 | 2020.11.13 05:00 | sell | 8 | 0.10 | 1878.91 | 1889.00 | 0.00 | | |
| 27 | 2020.11.13 15:21 | s/l | 8 | 0.10 | 1889.28 | 1889.00 | 0.00 | -103.80 | 10282.45 |
| 28 | 2020.11.16 05:00 | buy | 9 | 0.10 | 1895.62 | 1885.55 | 0.00 | | |
| 29 | 2020.11.16 13:52 | s/l | 9 | 0.10 | 1885.50 | 1885.55 | 0.00 | -101.30 | 10181.15 |
| 30 | 2020.11.17 05:00 | buy | 10 | 0.10 | 1891.17 | 1881.21 | 0.00 | | |
| 31 | 2020.11.17 22:44 | s/l | 10 | 0.10 | 1881.20 | 1881.21 | 0.00 | -99.80 | 10081.35 |
| 32 | 2020.11.18 05:00 | sell | 11 | 0.10 | 1878.40 | 1888.40 | 0.00 | | |
| 33 | 2020.11.18 13:45 | modify | 11 | 0.10 | 1878.40 | 1878.40 | 0.00 | | |
| 34 | 2020.11.18 16:21 | s/l | 11 | 0.10 | 1878.51 | 1878.40 | 0.00 | -1.20 | 10080.15 |
| 35 | 2020.11.19 05:00 | sell | 12 | 0.10 | 1870.73 | 1880.83 | 0.00 | | |
| 36 | 2020.11.19 07:45 | modify | 12 | 0.10 | 1870.73 | 1870.83 | 0.00 | | |
| 37 | 2020.11.19 23:59 | close at stop | 12 | 0.10 | 1866.04 | 1870.83 | 0.00 | 46.80 | 10126.95 |

Tester Live 2020 Desember TPF-Live (Build 1415)

| | | | |
|--------------------------|--|---|----------------|
| Symbol | XAUUSD.tp (Loco Gold) | | |
| Bars in test | 696 Ticks modelled | 2131227 Modelling quality | 99.90% |
| Mismatched charts errors | 0 | | |
| Initial deposit | 10000.00 | Spread | Current (23) |
| Total net profit | -345.55 Gross profit | 282.03 Gross loss | -627.58 |
| Profit factor | 0.45 Expected payoff | -26.58 | |
| Absolute drawdown | 540.68 Maximal drawdown | 782.68 (7.64%) Relative drawdown | 7.64% (782.68) |
| Total trades | 13 Short positions (won %) | 4 (0.00%) Long positions (won %) | 9 (44.44%) |
| | Profit trades (% of total) | 4 (30.77%) Loss trades (% of total) | 9 (69.23%) |
| | Largest profit trade | 178.83 loss trade | -116.00 |
| | Average profit trade | 70.51 loss trade | -69.73 |
| | Maximum consecutive wins (profit in money) | 2 (184.33) consecutive losses (loss in money) | 9 (-627.58) |
| | Maximal consecutive profit (count of wins) | 184.33 (2) consecutive loss (count of losses) | -627.58 (9) |
| | Average consecutive wins | 2 consecutive losses | 9 |



| # | Time | Type | Order | Size | Price | S / L | T / P | Profit | Balance |
|----|------------------|---------------|-------|------|---------|---------|-------|---------|----------|
| 1 | 2020.12.02 05:00 | buy | 1 | 0.10 | 1809.04 | 1799.01 | 0.00 | | |
| 2 | 2020.12.02 10:32 | modify | 1 | 0.10 | 1809.04 | 1809.01 | 0.00 | | |
| 3 | 2020.12.02 12:21 | modify | 1 | 0.10 | 1809.04 | 1819.01 | 0.00 | | |
| 4 | 2020.12.02 14:45 | s/l | 1 | 0.10 | 1818.80 | 1819.01 | 0.00 | 97.50 | 10097.50 |
| 5 | 2020.12.03 05:00 | buy | 2 | 0.10 | 1829.35 | 1819.40 | 0.00 | | |
| 6 | 2020.12.03 09:41 | modify | 2 | 0.10 | 1829.35 | 1829.40 | 0.00 | | |
| 7 | 2020.12.03 18:04 | s/l | 2 | 0.10 | 1829.38 | 1829.40 | 0.00 | 0.20 | 10097.70 |
| 8 | 2020.12.04 05:00 | buy | 3 | 0.10 | 1844.60 | 1834.55 | 0.00 | | |
| 9 | 2020.12.04 15:33 | s/l | 3 | 0.10 | 1834.57 | 1834.55 | 0.00 | -100.40 | 9997.30 |
| 10 | 2020.12.07 05:00 | buy | 4 | 0.10 | 1839.20 | 1829.29 | 0.00 | | |
| 11 | 2020.12.07 10:31 | s/l | 4 | 0.10 | 1827.61 | 1829.29 | 0.00 | -116.00 | 9881.30 |
| 12 | 2020.12.08 05:00 | buy | 5 | 0.10 | 1867.62 | 1857.62 | 0.00 | | |
| 13 | 2020.12.09 06:05 | s/l | 5 | 0.10 | 1857.62 | 1857.62 | 0.00 | -102.28 | 9779.02 |
| 14 | 2020.12.09 06:05 | buy | 6 | 0.10 | 1857.83 | 1847.83 | 0.00 | | |
| 15 | 2020.12.09 16:57 | s/l | 6 | 0.10 | 1847.57 | 1847.83 | 0.00 | -102.70 | 9676.32 |
| 16 | 2020.12.10 05:00 | sell | 7 | 0.10 | 1840.79 | 1850.80 | 0.00 | | |
| 17 | 2020.12.10 11:12 | modify | 7 | 0.10 | 1840.79 | 1840.80 | 0.00 | | |
| 18 | 2020.12.10 15:30 | s/l | 7 | 0.10 | 1840.87 | 1840.80 | 0.00 | -0.90 | 9675.42 |
| 19 | 2020.12.11 05:00 | sell | 8 | 0.10 | 1838.14 | 1848.23 | 0.00 | | |
| 20 | 2020.12.11 13:26 | modify | 8 | 0.10 | 1838.14 | 1838.23 | 0.00 | | |
| 21 | 2020.12.11 15:31 | s/l | 8 | 0.10 | 1838.35 | 1838.23 | 0.00 | -2.20 | 9673.22 |
| 22 | 2020.12.14 05:00 | sell | 9 | 0.10 | 1836.91 | 1846.98 | 0.00 | | |
| 23 | 2020.12.14 10:56 | modify | 9 | 0.10 | 1836.91 | 1836.98 | 0.00 | | |
| 24 | 2020.12.14 16:34 | s/l | 9 | 0.10 | 1837.02 | 1836.98 | 0.00 | -1.20 | 9672.02 |
| 25 | 2020.12.15 05:00 | sell | 10 | 0.10 | 1832.25 | 1842.21 | 0.00 | | |
| 26 | 2020.12.15 09:10 | s/l | 10 | 0.10 | 1842.26 | 1842.21 | 0.00 | -100.20 | 9571.82 |
| 27 | 2020.12.16 05:00 | buy | 11 | 0.10 | 1857.20 | 1847.20 | 0.00 | | |
| 28 | 2020.12.16 21:15 | s/l | 11 | 0.10 | 1847.04 | 1847.20 | 0.00 | -101.70 | 9470.12 |
| 29 | 2020.12.17 05:00 | buy | 12 | 0.09 | 1864.32 | 1854.22 | 0.00 | | |
| 30 | 2020.12.17 09:47 | modify | 12 | 0.09 | 1864.32 | 1864.22 | 0.00 | | |
| 31 | 2020.12.17 15:40 | modify | 12 | 0.09 | 1864.32 | 1874.22 | 0.00 | | |
| 32 | 2020.12.17 16:49 | modify | 12 | 0.09 | 1864.32 | 1884.22 | 0.00 | | |
| 33 | 2020.12.17 18:56 | s/l | 12 | 0.09 | 1884.20 | 1884.22 | 0.00 | 178.83 | 9648.95 |
| 34 | 2020.12.18 05:00 | buy | 13 | 0.10 | 1880.28 | 1870.24 | 0.00 | | |
| 35 | 2020.12.18 23:59 | close at stop | 13 | 0.10 | 1880.84 | 1870.24 | 0.00 | 5.50 | 9654.45 |

| Januari | Februari | Maret | April | Mei | Juni | Juli | Agustus | September | October | November | Desember | Hasil |
|---------|----------|--------|-------|--------|--------|--------|---------|-----------|---------|----------|----------|-------|
| 7,40% | 3,86% | -0,86% | 6,70% | -6,15% | -4,19% | -2,61% | 4,30% | 6,41% | -6,99% | 1,26% | -3,45% | 5,68% |