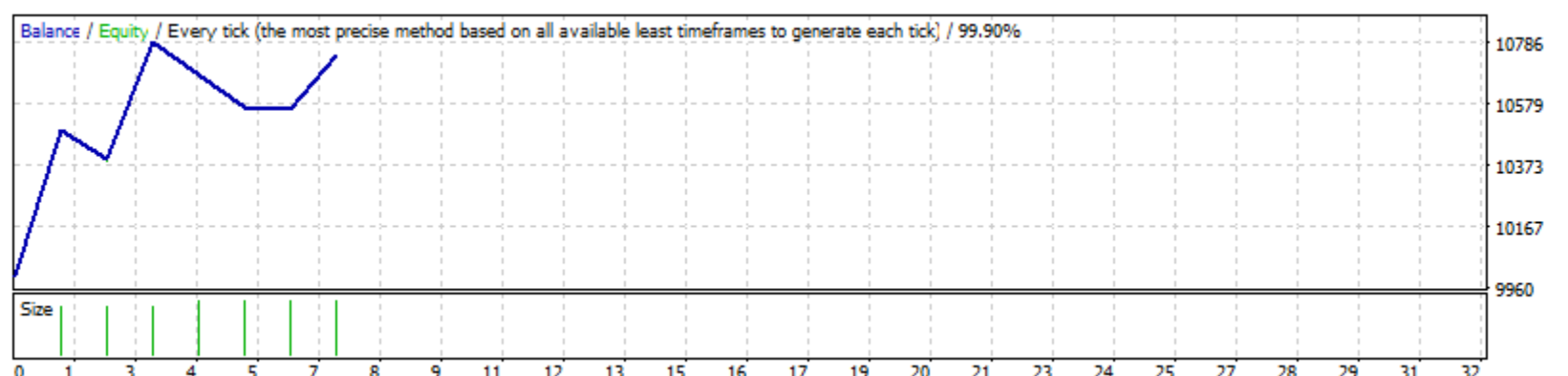


Tester Live 2020 Januari TPF-Live (Build 1415)

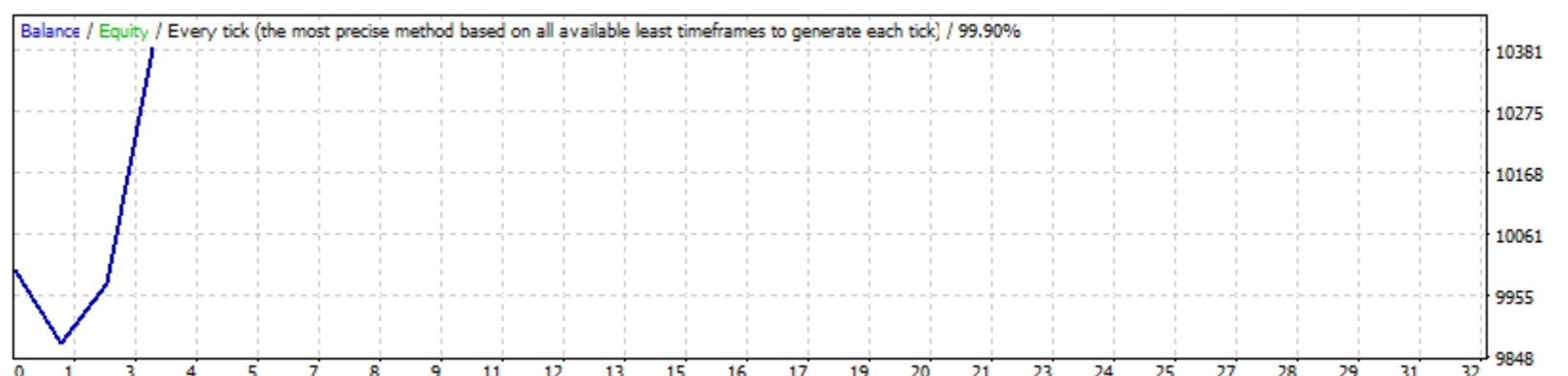
Symbol	XAUUSD.tp (Loco Gold)		
Bars in test	650 Ticks modelled	2227810 Modelling quality	99.90%
Mismatched charts errors	0		
Initial deposit	10000.00	Spread	Current (23)
Total net profit	740.71 Gross profit	1066.62 Gross loss	-325.91
Profit factor	3.27 Expected payoff	105.82	
Absolute drawdown	24.30 Maximal drawdown	395.32 (3.62%) Relative drawdown	3.62% (395.32)
Total trades	7 Short positions (won %)	0 (0.00%) Long positions (won %)	7 (42.86%)
	Profit trades (% of total)	3 (42.86%) Loss trades (% of total)	4 (57.14%)
	Largest profit trade	491.76 loss trade	-110.44
	Average profit trade	355.54 loss trade	-81.48
	Maximum consecutive wins (profit in money)	1 (491.76) consecutive losses (loss in money)	3 (-227.11)
	Maximal consecutive profit (count of wins)	491.76 (1) consecutive loss (count of losses)	-227.11 (3)
	Average consecutive wins	1 consecutive losses	2



#	Time	Type	Order	Size	Price	S / L	T / P	Profit	Balance
1	2020.01.02 05:00	buy	1	0.10	1520.82	1510.79	0.00		
2	2020.01.02 17:30	modify	1	0.10	1520.82	1520.79	0.00		
3	2020.01.03 04:27	modify	1	0.10	1520.82	1530.79	0.00		
4	2020.01.03 13:43	modify	1	0.10	1520.82	1540.79	0.00		
5	2020.01.06 01:00	modify	1	0.10	1520.82	1550.79	0.00		
6	2020.01.06 01:01	modify	1	0.10	1520.82	1560.79	0.00		
7	2020.01.06 01:01	modify	1	0.10	1520.82	1570.79	0.00		
8	2020.01.06 01:33	s/l	1	0.10	1570.73	1570.79	0.00	491.76	10491.76
9	2020.01.06 05:00	buy	2	0.10	1577.66	1567.71	0.00		
10	2020.01.06 17:29	s/l	2	0.10	1567.79	1567.71	0.00	-98.80	10392.96
11	2020.01.07 05:00	buy	3	0.10	1559.21	1549.16	0.00		
12	2020.01.07 08:33	modify	3	0.10	1559.21	1559.16	0.00		
13	2020.01.08 01:18	modify	3	0.10	1559.21	1569.16	0.00		
14	2020.01.08 01:23	modify	3	0.10	1559.21	1579.16	0.00		
15	2020.01.08 02:11	modify	3	0.10	1559.21	1589.16	0.00		
16	2020.01.08 02:25	modify	3	0.10	1559.21	1599.16	0.00		
17	2020.01.08 02:59	s/l	3	0.10	1599.14	1599.16	0.00	397.36	10790.32
18	2020.01.08 05:00	buy	4	0.11	1585.55	1575.64	0.00		
19	2020.01.08 13:34	s/l	4	0.11	1575.55	1575.64	0.00	-110.11	10680.21
20	2020.01.09 05:00	buy	5	0.11	1560.73	1550.73	0.00		
21	2020.01.09 08:29	s/l	5	0.11	1550.70	1550.73	0.00	-110.44	10569.77
22	2020.01.10 05:00	buy	6	0.11	1549.03	1539.03	0.00		
23	2020.01.10 17:50	modify	6	0.11	1549.03	1549.03	0.00		
24	2020.01.13 11:04	s/l	6	0.11	1548.99	1549.03	0.00	-6.56	10563.21
25	2020.01.14 05:00	buy	7	0.11	1540.26	1530.25	0.00		
26	2020.01.15 04:27	modify	7	0.11	1540.26	1540.25	0.00		
27	2020.01.17 15:12	modify	7	0.11	1540.26	1550.25	0.00		
28	2020.01.17 23:59	close at stop	7	0.11	1556.95	1550.25	0.00	177.51	10740.71

Tester Live 2020 Februari TPF-Live (Build 1415)

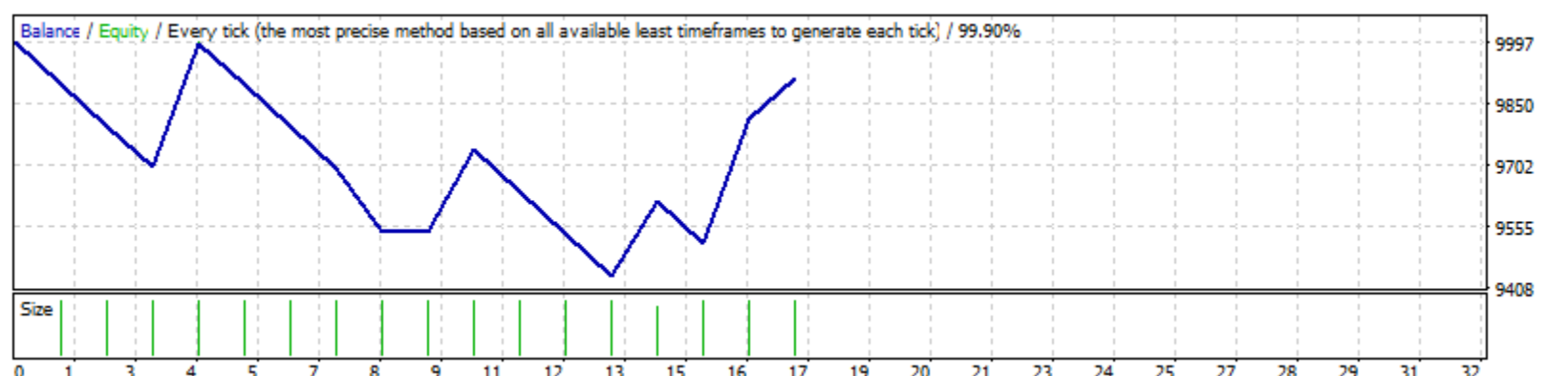
Symbol	XAUUSD.tp (Loco Gold)		
Bars in test	690 Ticks modelled	2010424 Modelling quality	99.90%
Mismatched charts errors	0		
Initial deposit	10000.00	Spread	Current (23)
Total net profit	386.72 Gross profit	513.22 Gross loss	-126.50
Profit factor	4.06 Expected payoff	128.91	
Absolute drawdown	136.30 Maximal drawdown	267.30 (2.63%) Relative drawdown	2.63% (267.30)
Total trades	3 Short positions (won %)	1 (100.00%) Long positions (won %)	2 (50.00%)
	Profit trades (% of total)	2 (66.67%) Loss trades (% of total)	1 (33.33%)
	Largest profit trade	411.82 loss trade	-126.50
	Average profit trade	256.61 loss trade	-126.50
	Maximum consecutive wins (profit in money)	2 (513.22) consecutive losses (loss in money)	1 (-126.50)
	Maximal consecutive profit (count of wins)	513.22 (2) consecutive loss (count of losses)	-126.50 (1)
	Average consecutive wins	2 consecutive losses	1



#	Time	Type	Order	Size	Price	S / L	T / P	Profit	Balance
1	2020.02.03 05:00	buy	1	0.10	1583.00	1572.97	0.00		
2	2020.02.03 17:00	s/l	1	0.10	1570.36	1572.97	0.00	-126.50	9873.50
3	2020.02.04 05:00	sell	2	0.10	1576.46	1586.41	0.00		
4	2020.02.04 11:05	modify	2	0.10	1576.46	1576.41	0.00		
5	2020.02.04 17:21	modify	2	0.10	1576.46	1566.41	0.00		
6	2020.02.06 12:57	s/l	2	0.10	1566.37	1566.41	0.00	101.40	9974.90
7	2020.02.07 05:00	buy	3	0.10	1567.92	1557.87	0.00		
8	2020.02.13 17:05	modify	3	0.10	1567.92	1567.87	0.00		
9	2020.02.18 09:32	modify	3	0.10	1567.92	1577.87	0.00		
10	2020.02.18 17:29	modify	3	0.10	1567.92	1587.87	0.00		
11	2020.02.19 10:29	modify	3	0.10	1567.92	1597.87	0.00		
12	2020.02.19 23:59	close at stop	3	0.10	1611.32	1597.87	0.00	411.82	10386.72

Tester Live 2020 Maret TPF-Live (Build 1415)

Symbol	XAUUSD.tp (Loco Gold)		
Bars in test	742 Ticks modelled	5457552 Modelling quality	99.90%
Mismatched charts errors	0		
Initial deposit	10000.00	Spread	Current (23)
Total net profit	-86.19 Gross profit	1075.51 Gross loss	-1161.70
Profit factor	0.93 Expected payoff	-5.07	
Absolute drawdown	623.58 Maximal drawdown	743.63 (7.35%) Relative drawdown	7.35% (743.63)
Total trades	17 Short positions (won %)	10 (40.00%) Long positions (won %)	7 (14.29%)
	Profit trades (% of total)	5 (29.41%) Loss trades (% of total)	12 (70.59%)
	Largest profit trade	300.20 loss trade	-151.00
	Average profit trade	215.10 loss trade	-96.81
	Maximum consecutive wins (profit in money)	2 (398.70) consecutive losses (loss in money)	5 (-453.70)
	Maximal consecutive profit (count of wins)	398.70 (2) consecutive loss (count of losses)	-453.70 (5)
	Average consecutive wins	1 consecutive losses	3

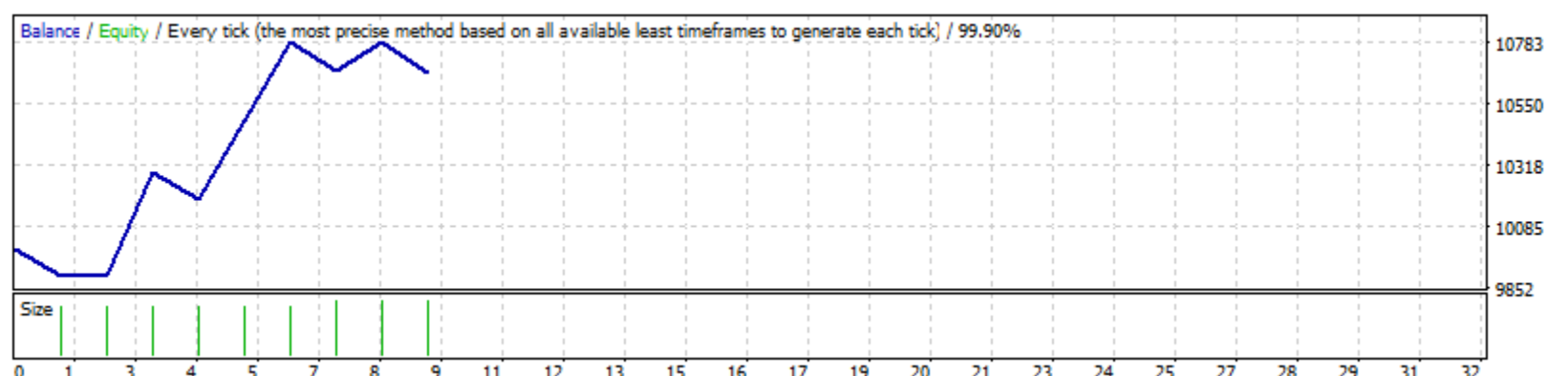


#	Time	Type	Order	Size	Price	S / L	T / P	Profit	Balance
1	2020.03.02 05:00	sell	1	0.10	1595.31	1605.34	0.00		
2	2020.03.02 07:33	s/l	1	0.10	1605.41	1605.34	0.00	-101.10	9898.90
3	2020.03.03 05:00	sell	2	0.10	1598.71	1608.66	0.00		
4	2020.03.03 17:00	s/l	2	0.10	1608.70	1608.66	0.00	-100.00	9798.90
5	2020.03.04 05:00	buy	3	0.10	1645.33	1635.28	0.00		
6	2020.03.04 09:07	s/l	3	0.10	1635.30	1635.28	0.00	-100.40	9698.50
7	2020.03.05 05:00	buy	4	0.10	1638.61	1628.70	0.00		
8	2020.03.05 12:26	modify	4	0.10	1638.61	1638.70	0.00		
9	2020.03.05 16:25	modify	4	0.10	1638.61	1648.70	0.00		
10	2020.03.05 20:17	modify	4	0.10	1638.61	1658.70	0.00		
11	2020.03.06 06:56	modify	4	0.10	1638.61	1668.70	0.00		
12	2020.03.06 09:25	s/l	4	0.10	1668.58	1668.70	0.00	297.65	9996.15
13	2020.03.09 05:00	buy	5	0.10	1701.13	1691.13	0.00		
14	2020.03.09 05:53	s/l	5	0.10	1691.15	1691.13	0.00	-99.90	9896.25
15	2020.03.09 05:53	buy	6	0.10	1691.36	1681.36	0.00		
16	2020.03.09 06:16	s/l	6	0.10	1681.29	1681.36	0.00	-100.80	9795.45
17	2020.03.09 06:16	buy	7	0.10	1681.56	1671.55	0.00		
18	2020.03.09 07:22	s/l	7	0.10	1671.51	1671.55	0.00	-100.60	9694.85
19	2020.03.10 05:00	buy	8	0.10	1669.68	1659.59	0.00		
20	2020.03.10 08:08	s/l	8	0.10	1654.59	1659.59	0.00	-151.00	9543.85
21	2020.03.11 05:00	buy	9	0.10	1658.55	1648.48	0.00		
22	2020.03.11 14:45	modify	9	0.10	1658.55	1658.48	0.00		
23	2020.03.11 17:09	s/l	9	0.10	1658.42	1658.48	0.00	-1.40	9542.45
24	2020.03.12 05:00	sell	10	0.10	1636.11	1646.07	0.00		
25	2020.03.12 15:02	modify	10	0.10	1636.11	1636.07	0.00		
26	2020.03.12 15:25	modify	10	0.10	1636.11	1626.07	0.00		
27	2020.03.12 15:34	modify	10	0.10	1636.11	1616.07	0.00		
28	2020.03.12 15:45	s/l	10	0.10	1616.13	1616.07	0.00	199.70	9742.15
29	2020.03.13 05:00	sell	11	0.10	1554.97	1564.97	0.00		
30	2020.03.13 05:33	s/l	11	0.10	1565.12	1564.97	0.00	-101.60	9640.55
31	2020.03.13 05:33	sell	12	0.10	1564.70	1574.80	0.00		
32	2020.03.13 07:37	s/l	12	0.10	1574.99	1574.80	0.00	-103.00	9537.55
33	2020.03.16 05:00	sell	13	0.10	1534.42	1544.46	0.00		
34	2020.03.16 05:38	s/l	13	0.10	1544.52	1544.46	0.00	-101.10	9436.45
35	2020.03.16 05:38	sell	14	0.09	1544.33	1554.29	0.00		
36	2020.03.16 10:11	modify	14	0.09	1544.33	1544.29	0.00		
37	2020.03.16 12:33	modify	14	0.09	1544.33	1534.29	0.00		
38	2020.03.16 12:36	modify	14	0.09	1544.33	1524.29	0.00		
39	2020.03.16 12:40	s/l	14	0.09	1524.38	1524.29	0.00	179.46	9615.91
40	2020.03.17 05:00	sell	15	0.10	1492.37	1502.40	0.00		
41	2020.03.17 07:12	s/l	15	0.10	1502.44	1502.40	0.00	-100.80	9515.11
42	2020.03.18 05:00	sell	16	0.10	1534.71	1544.63	0.00		
43	2020.03.18 08:36	modify	16	0.10	1534.71	1534.63	0.00		

44	2020.03.18 08:52	modify	16	0.10	1534.71	1524.63	0.00		
45	2020.03.18 10:40	modify	16	0.10	1534.71	1514.63	0.00		
46	2020.03.18 11:49	modify	16	0.10	1534.71	1504.63	0.00		
47	2020.03.18 13:11	s/l	16	0.10	1504.68	1504.63	0.00	300.20	9815.31
48	2020.03.19 05:00	sell	17	0.10	1484.63	1494.63	0.00		
49	2020.03.19 05:57	modify	17	0.10	1484.63	1484.63	0.00		
50	2020.03.19 07:24	modify	17	0.10	1484.63	1474.63	0.00		
51	2020.03.19 08:31	s/l	17	0.10	1474.77	1474.63	0.00	98.50	9913.81

Tester Live 2020 April TPF-Live (Build 1415)

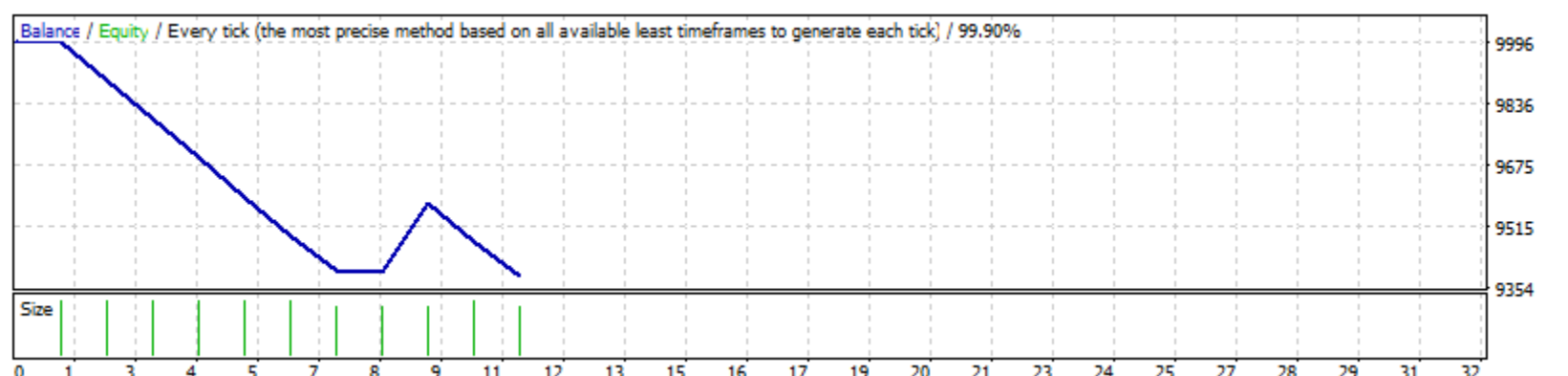
Symbol	XAUUSD.tp (Loco Gold)		
Bars in test	602 Ticks modelled	1718069 Modelling quality	99.90%
Mismatched charts errors	0		
Initial deposit	10000.00	Spread	Current (23)
Total net profit	670.68 Gross profit	1099.84 Gross loss	-429.16
Profit factor	2.56 Expected payoff	74.52	
Absolute drawdown	142.60 Maximal drawdown	317.60 (3.04%) Relative drawdown	3.04% (317.60)
Total trades	9 Short positions (won %)	1 (0.00%) Long positions (won %)	8 (50.00%)
	Profit trades (% of total)	4 (44.44%) Loss trades (% of total)	5 (55.56%)
	Largest profit trade	397.16 loss trade	-113.30
	Average profit trade	274.96 loss trade	-85.83
	Maximum consecutive wins (profit in money)	2 (594.99) consecutive losses (loss in money)	2 (-102.30)
	Maximal consecutive profit (count of wins)	594.99 (2) consecutive loss (count of losses)	-113.30 (1)
	Average consecutive wins	1 consecutive losses	1



#	Time	Type	Order	Size	Price	S / L	T / P	Profit	Balance
1	2020.04.02 05:00	sell	1	0.10	1585.59	1595.62	0.00		
2	2020.04.02 10:06	s/l	1	0.10	1595.71	1595.62	0.00	-101.30	9898.70
3	2020.04.03 05:00	buy	2	0.10	1610.63	1600.68	0.00		
4	2020.04.03 14:59	modify	2	0.10	1610.63	1610.68	0.00		
5	2020.04.03 15:55	s/l	2	0.10	1610.54	1610.68	0.00	-1.00	9897.70
6	2020.04.06 05:00	buy	3	0.10	1619.41	1609.36	0.00		
7	2020.04.06 09:40	modify	3	0.10	1619.41	1619.36	0.00		
8	2020.04.06 14:21	modify	3	0.10	1619.41	1629.36	0.00		
9	2020.04.06 16:59	modify	3	0.10	1619.41	1639.36	0.00		
10	2020.04.06 21:21	modify	3	0.10	1619.41	1649.36	0.00		
11	2020.04.07 01:56	modify	3	0.10	1619.41	1659.36	0.00		
12	2020.04.07 03:21	s/l	3	0.10	1659.33	1659.36	0.00	397.16	10294.86
13	2020.04.07 05:00	buy	4	0.10	1661.18	1651.27	0.00		
14	2020.04.07 10:34	s/l	4	0.10	1651.01	1651.27	0.00	-101.80	10193.06
15	2020.04.08 05:00	buy	5	0.10	1648.07	1638.07	0.00		
16	2020.04.09 10:10	modify	5	0.10	1648.07	1648.07	0.00		
17	2020.04.09 15:31	modify	5	0.10	1648.07	1658.07	0.00		
18	2020.04.09 16:21	modify	5	0.10	1648.07	1668.07	0.00		
19	2020.04.09 20:10	modify	5	0.10	1648.07	1678.07	0.00		
20	2020.04.09 20:54	s/l	5	0.10	1678.02	1678.07	0.00	297.48	10490.55
21	2020.04.13 05:00	buy	6	0.10	1684.44	1674.44	0.00		
22	2020.04.13 15:03	modify	6	0.10	1684.44	1684.44	0.00		
23	2020.04.13 18:16	modify	6	0.10	1684.44	1694.44	0.00		
24	2020.04.13 19:31	modify	6	0.10	1684.44	1704.44	0.00		
25	2020.04.14 04:55	modify	6	0.10	1684.44	1714.44	0.00		
26	2020.04.14 07:27	s/l	6	0.10	1714.40	1714.44	0.00	297.51	10788.05
27	2020.04.15 05:00	buy	7	0.11	1722.77	1712.76	0.00		
28	2020.04.15 09:53	s/l	7	0.11	1712.62	1712.76	0.00	-111.76	10676.29
29	2020.04.16 05:00	buy	8	0.11	1716.04	1705.95	0.00		
30	2020.04.16 10:19	modify	8	0.11	1716.04	1715.95	0.00		
31	2020.04.16 14:59	modify	8	0.11	1716.04	1725.95	0.00		
32	2020.04.16 15:41	s/l	8	0.11	1725.84	1725.95	0.00	107.69	10783.98
33	2020.04.17 05:00	buy	9	0.11	1709.47	1699.40	0.00		
34	2020.04.17 08:56	s/l	9	0.11	1699.18	1699.40	0.00	-113.30	10670.68

Tester Live 2020 Mei TPF-Live (Build 1415)

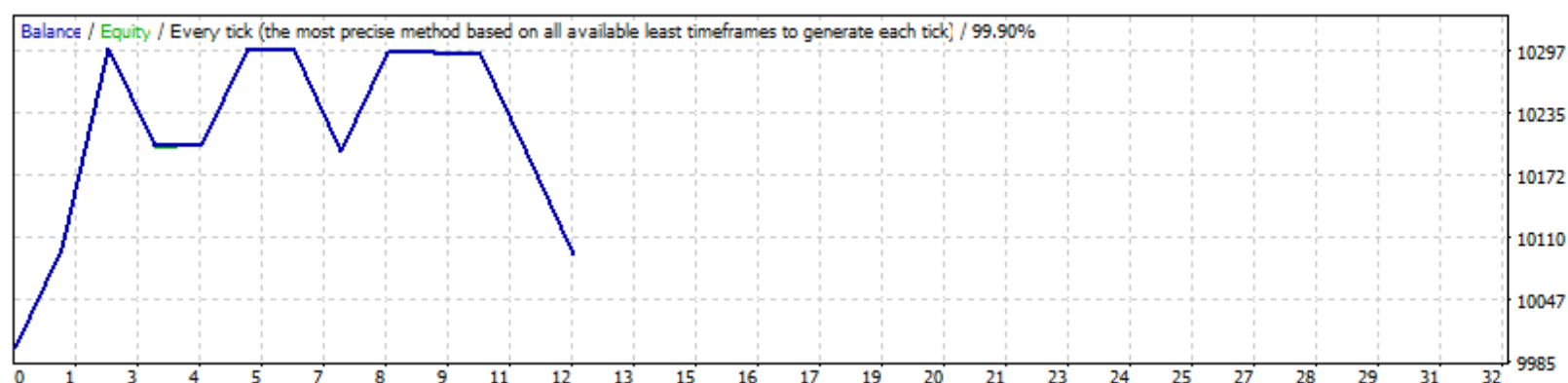
Symbol	XAUUSD.tp (Loco Gold)		
Bars in test	652 Ticks modelled	2401389 Modelling quality	99.90%
Mismatched charts errors	0		
Initial deposit	10000.00	Spread	Current (23)
Total net profit	-615.33 Gross profit	177.64 Gross loss	-792.97
Profit factor	0.22 Expected payoff	-55.94	
Absolute drawdown	636.52 Maximal drawdown	781.72 (7.71%) Relative drawdown	7.71% (781.72)
Total trades	11 Short positions (won %)	2 (0.00%) Long positions (won %)	9 (11.11%)
	Profit trades (% of total)	1 (9.09%) Loss trades (% of total)	10 (90.91%)
	Largest profit trade	177.64 loss trade	-106.30
	Average profit trade	177.64 loss trade	-79.30
	Maximum consecutive wins (profit in money)	1 (177.64) consecutive losses (loss in money)	8 (-601.87)
	Maximal consecutive profit (count of wins)	177.64 (1) consecutive loss (count of losses)	-601.87 (8)
	Average consecutive wins	1 consecutive losses	5



#	Time	Type	Order	Size	Price	S / L	T / P	Profit	Balance
1	2020.05.04 05:00	buy	1	0.10	1698.70	1688.67	0.00		
2	2020.05.04 13:04	modify	1	0.10	1698.70	1698.67	0.00		
3	2020.05.04 15:32	s/l	1	0.10	1698.60	1698.67	0.00	-1.10	9998.90
4	2020.05.05 05:00	buy	2	0.10	1700.06	1690.11	0.00		
5	2020.05.05 10:07	s/l	2	0.10	1690.10	1690.11	0.00	-99.70	9899.20
6	2020.05.06 05:00	buy	3	0.10	1704.83	1694.78	0.00		
7	2020.05.06 15:42	s/l	3	0.10	1694.82	1694.78	0.00	-100.20	9799.00
8	2020.05.07 05:00	sell	4	0.10	1690.69	1700.60	0.00		
9	2020.05.07 17:02	s/l	4	0.10	1700.69	1700.60	0.00	-100.10	9698.90
10	2020.05.08 05:00	buy	5	0.10	1716.94	1706.94	0.00		
11	2020.05.08 15:49	s/l	5	0.10	1706.32	1706.94	0.00	-106.30	9592.60
12	2020.05.11 05:00	buy	6	0.10	1710.08	1700.08	0.00		
13	2020.05.11 12:47	s/l	6	0.10	1700.03	1700.08	0.00	-100.60	9492.00
14	2020.05.12 05:00	sell	7	0.09	1696.47	1706.48	0.00		
15	2020.05.12 11:22	s/l	7	0.09	1706.55	1706.48	0.00	-90.81	9401.19
16	2020.05.13 05:00	buy	8	0.09	1703.44	1693.35	0.00		
17	2020.05.13 15:45	modify	8	0.09	1703.44	1703.35	0.00		
18	2020.05.13 16:22	s/l	8	0.09	1703.11	1703.35	0.00	-3.06	9398.13
19	2020.05.14 05:00	buy	9	0.09	1714.67	1704.60	0.00		
20	2020.05.14 16:39	modify	9	0.09	1714.67	1714.60	0.00		
21	2020.05.14 17:13	modify	9	0.09	1714.67	1724.60	0.00		
22	2020.05.15 15:53	modify	9	0.09	1714.67	1734.60	0.00		
23	2020.05.15 17:02	s/l	9	0.09	1734.62	1734.60	0.00	177.64	9575.77
24	2020.05.18 05:00	buy	10	0.10	1758.95	1748.99	0.00		
25	2020.05.18 15:57	s/l	10	0.10	1748.94	1748.99	0.00	-100.20	9475.57
26	2020.05.19 05:00	buy	11	0.09	1739.78	1729.78	0.00		
27	2020.05.19 09:39	s/l	11	0.09	1729.69	1729.78	0.00	-90.90	9384.67

Tester Live 2020 Juni TPF-Live (Build 1415)

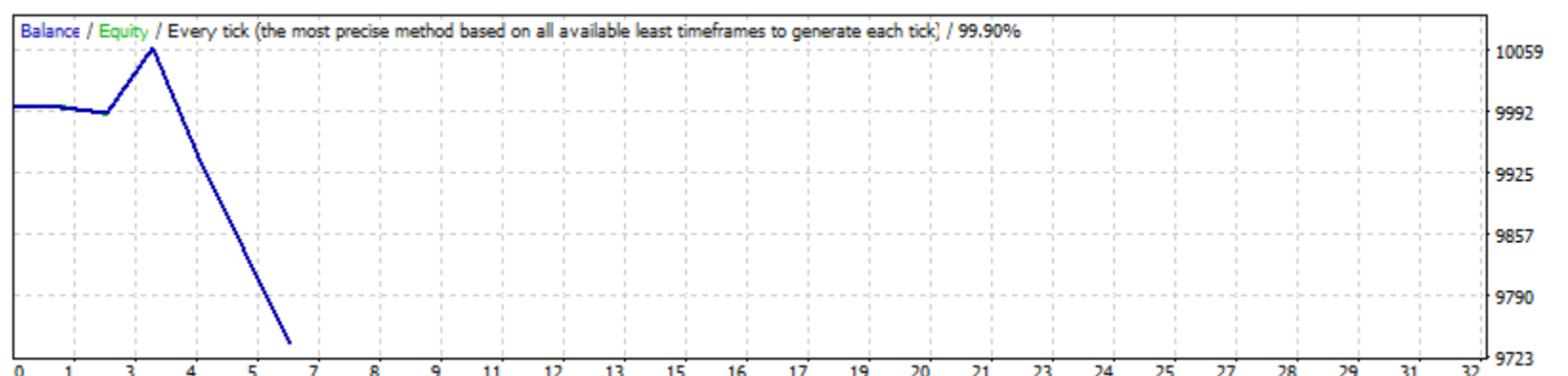
Symbol	XAUUSD.tp (Loco Gold)				
Bars in test	1062	Ticks modelled	4382670	Modelling quality	99.90%
Mismatched charts errors	0				
Initial deposit	10000.00	Spread	Current (23)		
Total net profit	92.90	Gross profit	498.30	Gross loss	-405.40
Profit factor	1.23	Expected payoff	7.74		
Absolute drawdown	36.70	Maximal drawdown	399.00 (3.80%)	Relative drawdown	3.80% (399.00)
Total trades	12	Short positions (won %)	9 (44.44%)	Long positions (won %)	3 (66.67%)
		Profit trades (% of total)	6 (50.00%)	Loss trades (% of total)	6 (50.00%)
Largest		profit trade	200.30	loss trade	-101.80
Average		profit trade	83.05	loss trade	-67.57
Maximum		consecutive wins (profit in money)	2 (300.40)	consecutive losses (loss in money)	3 (-204.30)
Maximal		consecutive profit (count of wins)	300.40 (2)	consecutive loss (count of losses)	-204.30 (3)
Average		consecutive wins	2	consecutive losses	2



#	Time	Type	Order	Size	Price	S / L	T / P	Profit	Balance
1	2020.06.02 05:00	sell	1	0.10	1741.58	1751.56	0.00		
2	2020.06.02 18:30	modify	1	0.10	1741.58	1741.56	0.00		
3	2020.06.02 19:34	modify	1	0.10	1741.58	1731.56	0.00		
4	2020.06.03 02:09	s/l	1	0.10	1731.56	1731.56	0.00	100.10	10100.10
5	2020.06.03 05:00	sell	2	0.10	1728.50	1738.52	0.00		
6	2020.06.03 11:02	modify	2	0.10	1728.50	1728.52	0.00		
7	2020.06.03 15:47	modify	2	0.10	1728.50	1718.52	0.00		
8	2020.06.03 17:09	modify	2	0.10	1728.50	1708.52	0.00		
9	2020.06.04 12:13	s/l	2	0.10	1708.46	1708.52	0.00	200.30	10300.40
10	2020.06.05 05:00	buy	3	0.10	1712.66	1702.75	0.00		
11	2020.06.05 13:14	s/l	3	0.10	1702.84	1702.75	0.00	-98.30	10202.10
12	2020.06.08 05:00	buy	4	0.10	1686.14	1676.23	0.00		
13	2020.06.08 10:07	modify	4	0.10	1686.14	1686.23	0.00		
14	2020.06.08 16:39	s/l	4	0.10	1686.16	1686.23	0.00	0.10	10202.20
15	2020.06.09 05:00	buy	5	0.10	1698.21	1688.16	0.00		
16	2020.06.09 12:10	modify	5	0.10	1698.21	1698.16	0.00		
17	2020.06.09 16:50	modify	5	0.10	1698.21	1708.16	0.00		
18	2020.06.10 21:01	s/l	5	0.10	1707.96	1708.16	0.00	97.40	10299.60
19	2020.06.11 05:00	sell	6	0.10	1732.07	1742.08	0.00		
20	2020.06.11 14:31	modify	6	0.10	1732.07	1732.08	0.00		
21	2020.06.11 15:54	s/l	6	0.10	1732.27	1732.08	0.00	-2.10	10297.50
22	2020.06.12 05:00	sell	7	0.10	1725.29	1735.31	0.00		
23	2020.06.12 11:17	s/l	7	0.10	1735.35	1735.31	0.00	-100.70	10196.80
24	2020.06.15 05:00	sell	8	0.10	1733.15	1743.21	0.00		
25	2020.06.15 08:50	modify	8	0.10	1733.15	1733.21	0.00		
26	2020.06.15 12:36	modify	8	0.10	1733.15	1723.21	0.00		
27	2020.06.15 20:48	s/l	8	0.10	1723.17	1723.21	0.00	99.70	10296.50
28	2020.06.16 05:00	sell	9	0.10	1729.36	1739.28	0.00		
29	2020.06.16 16:13	modify	9	0.10	1729.36	1729.28	0.00		
30	2020.06.16 17:59	s/l	9	0.10	1729.28	1729.28	0.00	0.70	10297.20
31	2020.06.17 05:00	sell	10	0.10	1724.29	1734.38	0.00		
32	2020.06.17 12:32	modify	10	0.10	1724.29	1724.38	0.00		
33	2020.06.17 16:31	s/l	10	0.10	1724.48	1724.38	0.00	-2.00	10295.20
34	2020.06.18 05:00	sell	11	0.10	1725.25	1735.23	0.00		
35	2020.06.18 12:05	s/l	11	0.10	1735.29	1735.23	0.00	-100.50	10194.70
36	2020.06.19 05:00	sell	12	0.10	1725.72	1735.81	0.00		
37	2020.06.19 15:31	s/l	12	0.10	1735.89	1735.81	0.00	-101.80	10092.90

Tester Live 2020 Juli TPF-Live (Build 1415)

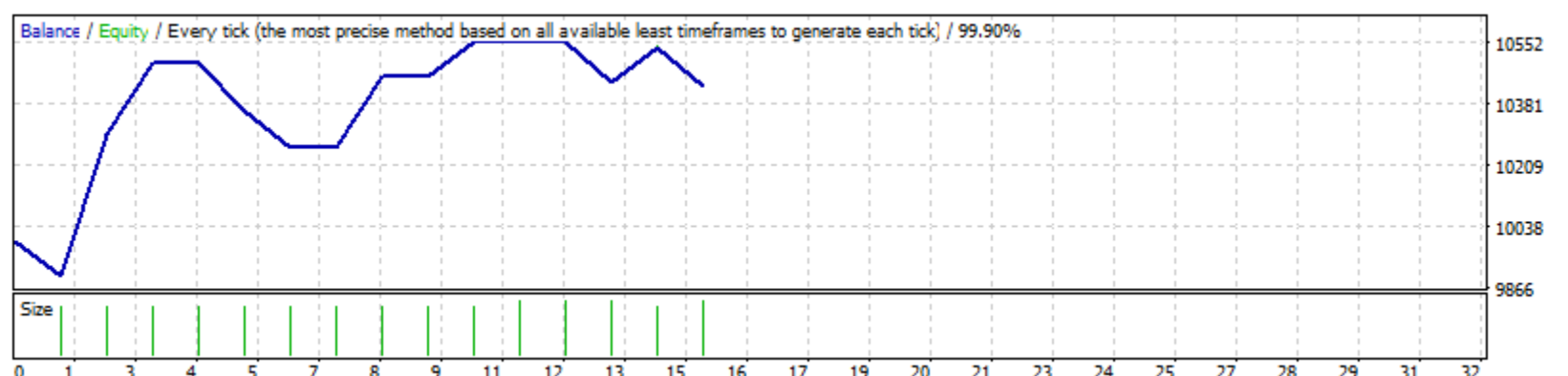
Symbol	XAUUSD.tp (Loco Gold)		
Bars in test	640 Ticks modelled	1849080 Modelling quality	99.90%
Mismatched charts errors	0		
Initial deposit	10000.00	Spread	Current (23)
Total net profit	-261.01 Gross profit	71.89 Gross loss	-332.90
Profit factor	0.22 Expected payoff	-43.50	
Absolute drawdown	261.01 Maximal drawdown	485.52 (4.75%) Relative drawdown	4.75% (485.52)
Total trades	6 Short positions (won %)	2 (0.00%) Long positions (won %)	4 (25.00%)
	Profit trades (% of total)	1 (16.67%) Loss trades (% of total)	5 (83.33%)
	Largest profit trade	71.89 loss trade	-121.00
	Average profit trade	71.89 loss trade	-66.58
	Maximum consecutive wins (profit in money)	1 (71.89) consecutive losses (loss in money)	3 (-323.61)
	Maximal consecutive profit (count of wins)	71.89 (1) consecutive loss (count of losses)	-323.61 (3)
	Average consecutive wins	1 consecutive losses	3



#	Time	Type	Order	Size	Price	S / L	T / P	Profit	Balance
1	2020.07.02 05:00	sell	1	0.10	1769.32	1779.35	0.00		
2	2020.07.02 16:01	modify	1	0.10	1769.32	1769.35	0.00		
3	2020.07.02 16:42	s/l	1	0.10	1769.52	1769.35	0.00	-2.10	9997.90
4	2020.07.03 05:00	buy	2	0.10	1775.88	1765.93	0.00		
5	2020.07.06 16:32	modify	2	0.10	1775.88	1775.93	0.00		
6	2020.07.07 11:30	s/l	2	0.10	1776.00	1775.93	0.00	-7.19	9990.71
7	2020.07.08 05:00	buy	3	0.10	1794.46	1784.41	0.00		
8	2020.07.08 14:59	modify	3	0.10	1794.46	1794.41	0.00		
9	2020.07.08 16:32	modify	3	0.10	1794.46	1804.41	0.00		
10	2020.07.09 18:03	s/l	3	0.10	1801.87	1804.41	0.00	71.89	10062.61
11	2020.07.10 05:00	buy	4	0.10	1803.38	1793.47	0.00		
12	2020.07.14 13:18	s/l	4	0.10	1792.13	1793.47	0.00	-121.00	9941.61
13	2020.07.15 05:00	buy	5	0.10	1809.24	1799.24	0.00		
14	2020.07.16 20:05	s/l	5	0.10	1799.26	1799.24	0.00	-102.01	9839.59
15	2020.07.17 05:00	sell	6	0.10	1796.61	1806.61	0.00		
16	2020.07.17 15:06	s/l	6	0.10	1806.66	1806.61	0.00	-100.60	9738.99

Tester Live 2020 Agustus TPF-Live (Build 1415)

Symbol	XAUUSD.tp (Loco Gold)		
Bars in test	696 Ticks modelled	3851409 Modelling quality	99.90%
Mismatched charts errors	0		
Initial deposit	10000.00	Spread	Current (23)
Total net profit	430.74 Gross profit	994.74 Gross loss	-564.00
Profit factor	1.76 Expected payoff	28.72	
Absolute drawdown	186.10 Maximal drawdown	461.90 (4.32%) Relative drawdown	4.32% (461.90)
Total trades	15 Short positions (won %)	6 (33.33%) Long positions (won %)	9 (44.44%)
	Profit trades (% of total)	6 (40.00%) Loss trades (% of total)	9 (60.00%)
	Largest profit trade	397.94 loss trade	-135.10
	Average profit trade	165.79 loss trade	-62.67
	Maximum consecutive wins (profit in money)	3 (597.64) consecutive losses (loss in money)	3 (-237.90)
	Maximal consecutive profit (count of wins)	597.64 (3) consecutive loss (count of losses)	-237.90 (3)
	Average consecutive wins	2 consecutive losses	2

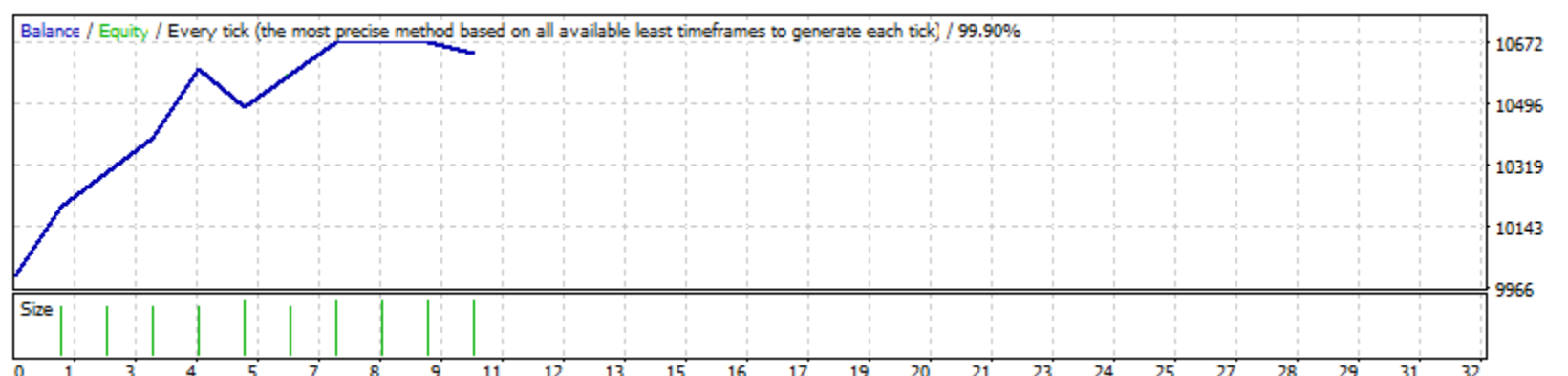


#	Time	Type	Order	Size	Price	S / L	T / P	Profit	Balance
1	2020.08.03 05:00	buy	1	0.10	1973.04	1963.01	0.00		
2	2020.08.03 16:42	s/l	1	0.10	1962.95	1963.01	0.00	-101.00	9899.00
3	2020.08.04 05:00	buy	2	0.10	1975.23	1965.28	0.00		
4	2020.08.04 17:22	modify	2	0.10	1975.23	1975.28	0.00		
5	2020.08.04 18:33	modify	2	0.10	1975.23	1985.28	0.00		
6	2020.08.04 20:23	modify	2	0.10	1975.23	1995.28	0.00		
7	2020.08.04 22:55	modify	2	0.10	1975.23	2005.28	0.00		
8	2020.08.05 01:19	modify	2	0.10	1975.23	2015.28	0.00		
9	2020.08.05 03:36	s/l	2	0.10	2015.27	2015.28	0.00	397.94	10296.94
10	2020.08.05 05:00	buy	3	0.10	2016.81	2006.76	0.00		
11	2020.08.05 09:30	modify	3	0.10	2016.81	2016.76	0.00		
12	2020.08.05 09:53	modify	3	0.10	2016.81	2026.76	0.00		
13	2020.08.05 16:50	modify	3	0.10	2016.81	2036.76	0.00		
14	2020.08.05 19:15	s/l	3	0.10	2036.79	2036.76	0.00	199.70	10496.64
15	2020.08.06 05:00	buy	4	0.10	2041.24	2031.33	0.00		
16	2020.08.06 09:33	modify	4	0.10	2041.24	2041.33	0.00		
17	2020.08.06 11:00	s/l	4	0.10	2041.25	2041.33	0.00	0.00	10496.64
18	2020.08.07 05:00	buy	5	0.10	2068.11	2058.11	0.00		
19	2020.08.07 06:57	s/l	5	0.10	2054.61	2058.11	0.00	-135.10	10361.54
20	2020.08.07 06:57	buy	6	0.10	2054.82	2044.82	0.00		
21	2020.08.07 15:30	s/l	6	0.10	2044.61	2044.82	0.00	-102.20	10259.34
22	2020.08.10 05:00	buy	7	0.10	2030.61	2020.60	0.00		
23	2020.08.10 16:47	modify	7	0.10	2030.61	2030.60	0.00		
24	2020.08.10 18:52	s/l	7	0.10	2030.56	2030.60	0.00	-0.60	10258.74
25	2020.08.11 05:00	sell	8	0.10	2021.49	2031.58	0.00		
26	2020.08.11 08:40	modify	8	0.10	2021.49	2021.58	0.00		
27	2020.08.11 09:16	modify	8	0.10	2021.49	2011.58	0.00		
28	2020.08.11 09:29	modify	8	0.10	2021.49	2001.58	0.00		
29	2020.08.11 10:02	s/l	8	0.10	2001.67	2001.58	0.00	198.10	10456.84
30	2020.08.12 05:00	sell	9	0.10	1890.62	1900.69	0.00		
31	2020.08.12 05:05	modify	9	0.10	1890.62	1890.69	0.00		
32	2020.08.12 05:32	s/l	9	0.10	1890.68	1890.69	0.00	-0.70	10456.14
33	2020.08.12 05:32	sell	10	0.10	1890.51	1900.47	0.00		
34	2020.08.12 07:09	modify	10	0.10	1890.51	1890.47	0.00		
35	2020.08.12 07:28	modify	10	0.10	1890.51	1880.47	0.00		
36	2020.08.12 07:46	s/l	10	0.10	1880.50	1880.47	0.00	100.00	10556.14
37	2020.08.13 05:00	sell	11	0.11	1936.87	1946.87	0.00		
38	2020.08.13 07:45	modify	11	0.11	1936.87	1936.87	0.00		
39	2020.08.13 11:50	s/l	11	0.11	1936.96	1936.87	0.00	-1.10	10555.04
40	2020.08.14 05:00	sell	12	0.11	1953.00	1963.10	0.00		
41	2020.08.14 09:53	modify	12	0.11	1953.00	1953.10	0.00		
42	2020.08.14 11:21	s/l	12	0.11	1953.14	1953.10	0.00	-1.65	10553.39
43	2020.08.17 05:00	sell	13	0.11	1939.92	1949.96	0.00		

44	2020.08.17 09:36	s/l	13	0.11	1950.00	1949.96	0.00	-110.99	10442.40
45	2020.08.18 05:00	buy	14	0.10	1993.66	1983.70	0.00		
46	2020.08.18 09:27	modify	14	0.10	1993.66	1993.70	0.00		
47	2020.08.18 15:40	modify	14	0.10	1993.66	2003.70	0.00		
48	2020.08.18 17:05	s/l	14	0.10	2003.57	2003.70	0.00	99.00	10541.40
49	2020.08.19 05:00	buy	15	0.11	1996.60	1986.57	0.00		
50	2020.08.19 08:41	s/l	15	0.11	1986.55	1986.57	0.00	-110.66	10430.74

Tester Live 2020 September TPF-Live (Build 1415)

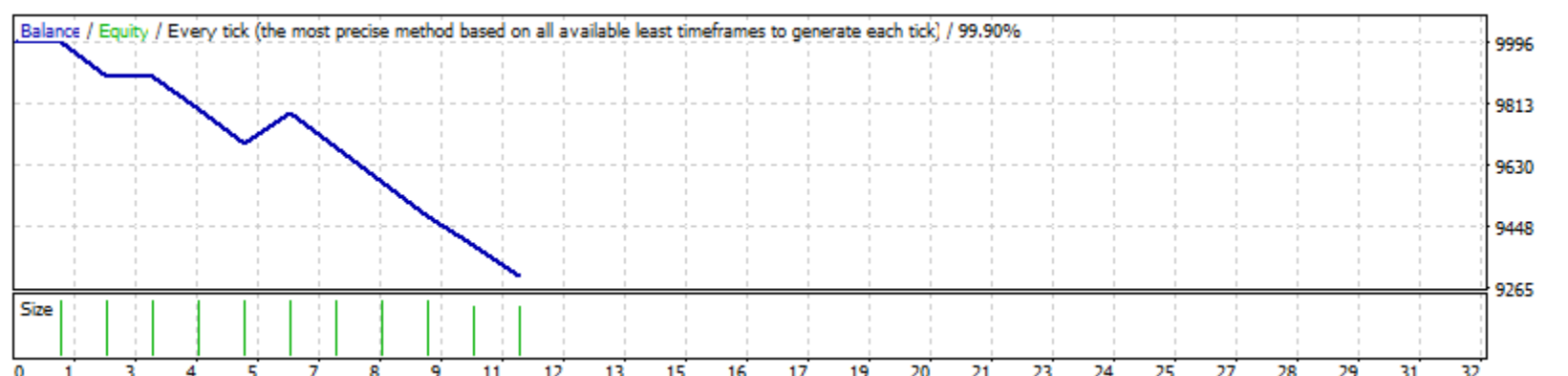
Symbol	XAUUSD.tp (Loco Gold)		
Bars in test	686 Ticks modelled	2732223 Modelling quality	99.90%
Mismatched charts errors	0		
Initial deposit	10000.00	Spread	Current (23)
Total net profit	641.35 Gross profit	785.67 Gross loss	-144.32
Profit factor	5.44 Expected payoff	64.14	
Absolute drawdown	90.30 Maximal drawdown	274.45 (2.53%) Relative drawdown	2.53% (274.45)
Total trades	10 Short positions (won %)	6 (66.67%) Long positions (won %)	4 (50.00%)
	Profit trades (% of total)	6 (60.00%) Loss trades (% of total)	4 (40.00%)
	Largest profit trade	199.20 loss trade	-110.00
	Average profit trade	130.95 loss trade	-36.08
	Maximum consecutive wins (profit in money)	4 (595.58) consecutive losses (loss in money)	3 (-34.32)
	Maximal consecutive profit (count of wins)	595.58 (4) consecutive loss (count of losses)	-110.00 (1)
	Average consecutive wins	3 consecutive losses	2



#	Time	Type	Order	Size	Price	S / L	T / P	Profit	Balance
1	2020.09.02 05:00	sell	1	0.10	1962.98	1973.01	0.00		
2	2020.09.02 16:31	modify	1	0.10	1962.98	1963.01	0.00		
3	2020.09.02 17:16	modify	1	0.10	1962.98	1953.01	0.00		
4	2020.09.02 19:30	modify	1	0.10	1962.98	1943.01	0.00		
5	2020.09.02 22:19	s/l	1	0.10	1943.05	1943.01	0.00	199.20	10199.20
6	2020.09.03 05:00	sell	2	0.10	1947.88	1957.83	0.00		
7	2020.09.03 07:59	modify	2	0.10	1947.88	1947.83	0.00		
8	2020.09.03 09:52	modify	2	0.10	1947.88	1937.83	0.00		
9	2020.09.03 10:44	s/l	2	0.10	1937.74	1937.83	0.00	101.30	10300.50
10	2020.09.04 05:00	sell	3	0.10	1939.47	1949.52	0.00		
11	2020.09.04 15:31	modify	3	0.10	1939.47	1939.52	0.00		
12	2020.09.04 16:02	modify	3	0.10	1939.47	1929.52	0.00		
13	2020.09.04 16:31	s/l	3	0.10	1929.83	1929.52	0.00	96.30	10396.80
14	2020.09.07 05:00	sell	4	0.10	1939.41	1949.32	0.00		
15	2020.09.07 08:55	modify	4	0.10	1939.41	1939.32	0.00		
16	2020.09.08 12:42	modify	4	0.10	1939.41	1929.32	0.00		
17	2020.09.08 14:47	modify	4	0.10	1939.41	1919.32	0.00		
18	2020.09.08 15:03	s/l	4	0.10	1919.56	1919.32	0.00	198.78	10595.58
19	2020.09.09 05:00	sell	5	0.11	1928.21	1938.21	0.00		
20	2020.09.09 16:03	s/l	5	0.11	1938.20	1938.21	0.00	-110.00	10485.58
21	2020.09.10 05:00	buy	6	0.10	1945.89	1935.89	0.00		
22	2020.09.10 15:34	modify	6	0.10	1945.89	1945.89	0.00		
23	2020.09.10 17:09	modify	6	0.10	1945.89	1955.89	0.00		
24	2020.09.10 17:49	s/l	6	0.10	1955.70	1955.89	0.00	98.00	10583.58
25	2020.09.11 05:00	buy	7	0.11	1946.03	1936.02	0.00		
26	2020.09.14 15:59	modify	7	0.11	1946.03	1946.02	0.00		
27	2020.09.15 05:13	modify	7	0.11	1946.03	1956.02	0.00		
28	2020.09.15 16:51	s/l	7	0.11	1955.32	1956.02	0.00	92.10	10675.67
29	2020.09.16 05:00	buy	8	0.11	1956.36	1946.27	0.00		
30	2020.09.16 10:35	modify	8	0.11	1956.36	1956.27	0.00		
31	2020.09.16 21:10	s/l	8	0.11	1956.19	1956.27	0.00	-1.98	10673.69
32	2020.09.17 05:00	sell	9	0.11	1946.39	1956.46	0.00		
33	2020.09.17 16:05	modify	9	0.11	1946.39	1946.46	0.00		
34	2020.09.17 17:43	s/l	9	0.11	1946.51	1946.46	0.00	-1.43	10672.26
35	2020.09.18 05:00	buy	10	0.11	1952.52	1942.56	0.00		
36	2020.09.18 23:59	close at stop	10	0.11	1949.72	1942.56	0.00	-30.91	10641.35

Tester Live 2020 Oktober TPF-Live (Build 1415)

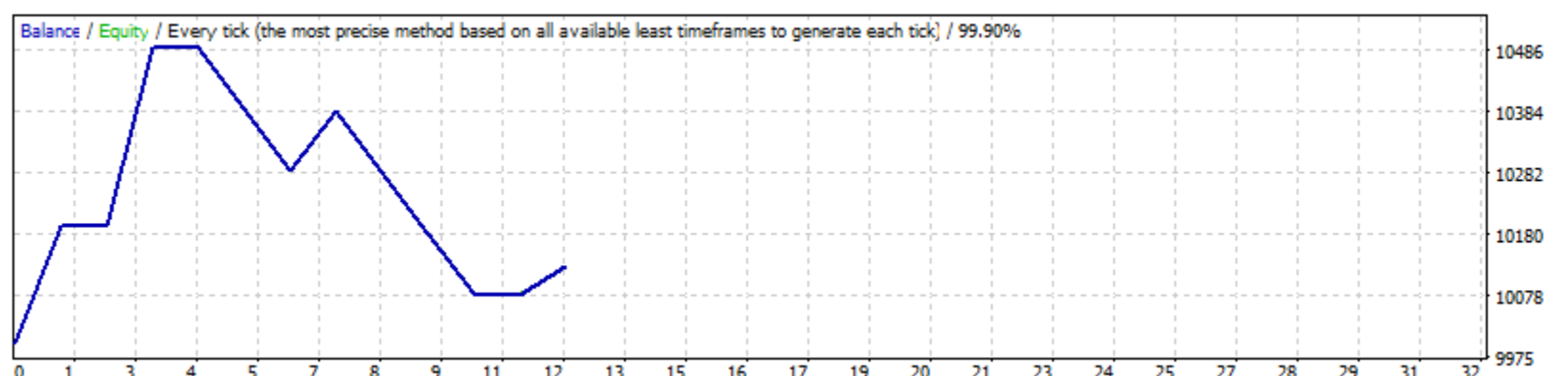
Symbol	XAUUSD.tp (Loco Gold)		
Bars in test	648 Ticks modelled	2360323 Modelling quality	99.90%
Mismatched charts errors	0		
Initial deposit	10000.00	Spread	Current (23)
Total net profit	-699.87 Gross profit	89.81 Gross loss	-789.68
Profit factor	0.11 Expected payoff	-63.62	
Absolute drawdown	699.87 Maximal drawdown	888.87 (8.72%) Relative drawdown	8.72% (888.87)
Total trades	11 Short positions (won %)	5 (0.00%) Long positions (won %)	6 (16.67%)
	Profit trades (% of total)	1 (9.09%) Loss trades (% of total)	10 (90.91%)
	Largest profit trade	89.81 loss trade	-102.10
	Average profit trade	89.81 loss trade	-78.97
	Maximum consecutive wins (profit in money)	1 (89.81) consecutive losses (loss in money)	5 (-485.18)
	Maximal consecutive profit (count of wins)	89.81 (1) consecutive loss (count of losses)	-485.18 (5)
	Average consecutive wins	1 consecutive losses	5



#	Time	Type	Order	Size	Price	S / L	T / P	Profit	Balance
1	2020.10.02 05:00	buy	1	0.10	1898.07	1888.04	0.00		
2	2020.10.02 08:43	modify	1	0.10	1898.07	1898.04	0.00		
3	2020.10.02 23:58	s/l	1	0.10	1897.86	1898.04	0.00	-2.20	9997.80
4	2020.10.05 05:00	buy	2	0.10	1900.80	1890.85	0.00		
5	2020.10.05 10:07	s/l	2	0.10	1890.80	1890.85	0.00	-100.10	9897.70
6	2020.10.06 05:00	buy	3	0.10	1911.03	1900.98	0.00		
7	2020.10.06 16:33	modify	3	0.10	1911.03	1910.98	0.00		
8	2020.10.06 17:59	s/l	3	0.10	1910.96	1910.98	0.00	-0.80	9896.90
9	2020.10.07 05:00	sell	4	0.10	1879.40	1889.31	0.00		
10	2020.10.07 09:26	s/l	4	0.10	1889.44	1889.31	0.00	-100.50	9796.40
11	2020.10.08 05:00	sell	5	0.10	1888.31	1898.31	0.00		
12	2020.10.08 15:24	s/l	5	0.10	1898.39	1898.31	0.00	-100.90	9695.50
13	2020.10.09 05:00	buy	6	0.10	1906.76	1896.76	0.00		
14	2020.10.09 13:50	modify	6	0.10	1906.76	1906.76	0.00		
15	2020.10.09 17:04	modify	6	0.10	1906.76	1916.76	0.00		
16	2020.10.13 04:59	s/l	6	0.10	1916.65	1916.76	0.00	89.81	9785.31
17	2020.10.13 05:00	buy	7	0.10	1916.88	1906.87	0.00		
18	2020.10.13 16:02	s/l	7	0.10	1906.75	1906.87	0.00	-101.40	9683.91
19	2020.10.14 05:00	sell	8	0.10	1890.15	1900.24	0.00		
20	2020.10.14 12:01	s/l	8	0.10	1900.35	1900.24	0.00	-102.10	9581.81
21	2020.10.15 05:00	sell	9	0.10	1897.03	1907.10	0.00		
22	2020.10.15 20:35	s/l	9	0.10	1907.08	1907.10	0.00	-100.60	9481.21
23	2020.10.16 05:00	buy	10	0.09	1907.89	1897.93	0.00		
24	2020.10.16 18:23	s/l	10	0.09	1897.88	1897.93	0.00	-90.18	9391.03
25	2020.10.19 05:00	sell	11	0.09	1901.62	1911.62	0.00		
26	2020.10.19 10:44	s/l	11	0.09	1911.71	1911.62	0.00	-90.90	9300.13

Tester Live 2020 November TPF-Live (Build 1415)

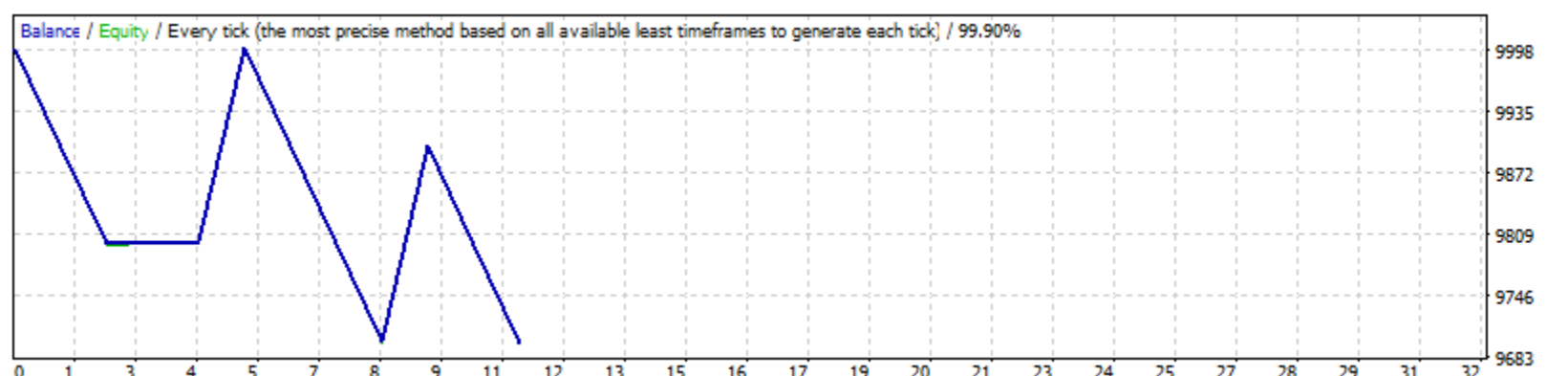
Symbol	XAUUSD.tp (Loco Gold)		
Bars in test	742 Ticks modelled	3013727 Modelling quality	99.90%
Mismatched charts errors	0		
Initial deposit	10000.00	Spread	Current (23)
Total net profit	126.95 Gross profit	637.25 Gross loss	-510.30
Profit factor	1.25 Expected payoff	10.58	
Absolute drawdown	42.20 Maximal drawdown	648.74 (6.08%) Relative drawdown	6.08% (648.74)
Total trades	12 Short positions (won %)	5 (40.00%) Long positions (won %)	7 (28.57%)
	Profit trades (% of total)	4 (33.33%) Loss trades (% of total)	8 (66.67%)
	Largest profit trade	297.03 loss trade	-103.80
	Average profit trade	159.31 loss trade	-63.79
	Maximum consecutive wins (profit in money)	1 (297.03) consecutive losses (loss in money)	4 (-306.10)
	Maximal consecutive profit (count of wins)	297.03 (1) consecutive loss (count of losses)	-306.10 (4)
	Average consecutive wins	1 consecutive losses	3



#	Time	Type	Order	Size	Price	S / L	T / P	Profit	Balance
1	2020.11.02 05:00	buy	1	0.10	1883.93	1873.90	0.00		
2	2020.11.02 18:07	modify	1	0.10	1883.93	1883.90	0.00		
3	2020.11.03 15:25	modify	1	0.10	1883.93	1893.90	0.00		
4	2020.11.04 01:08	modify	1	0.10	1883.93	1903.90	0.00		
5	2020.11.04 02:58	s/l	1	0.10	1903.75	1903.90	0.00	193.66	10193.66
6	2020.11.04 05:00	buy	2	0.10	1893.73	1883.78	0.00		
7	2020.11.04 14:01	modify	2	0.10	1893.73	1893.78	0.00		
8	2020.11.04 19:18	s/l	2	0.10	1893.73	1893.78	0.00	-0.10	10193.56
9	2020.11.05 05:00	buy	3	0.10	1908.59	1898.54	0.00		
10	2020.11.05 11:00	modify	3	0.10	1908.59	1908.54	0.00		
11	2020.11.05 14:57	modify	3	0.10	1908.59	1918.54	0.00		
12	2020.11.05 17:05	modify	3	0.10	1908.59	1928.54	0.00		
13	2020.11.05 17:24	modify	3	0.10	1908.59	1938.54	0.00		
14	2020.11.06 03:35	s/l	3	0.10	1938.53	1938.54	0.00	297.03	10490.59
15	2020.11.06 05:00	buy	4	0.10	1942.68	1932.77	0.00		
16	2020.11.06 13:09	modify	4	0.10	1942.68	1942.77	0.00		
17	2020.11.06 16:58	s/l	4	0.10	1942.64	1942.77	0.00	-0.50	10490.09
18	2020.11.09 05:00	buy	5	0.10	1957.33	1947.33	0.00		
19	2020.11.09 13:47	s/l	5	0.10	1947.04	1947.33	0.00	-103.00	10387.09
20	2020.11.10 05:00	sell	6	0.10	1876.95	1886.95	0.00		
21	2020.11.10 08:49	s/l	6	0.10	1887.00	1886.95	0.00	-100.60	10286.49
22	2020.11.11 05:00	sell	7	0.10	1882.34	1892.35	0.00		
23	2020.11.11 13:13	modify	7	0.10	1882.34	1882.35	0.00		
24	2020.11.11 15:43	modify	7	0.10	1882.34	1872.35	0.00		
25	2020.11.12 07:27	s/l	7	0.10	1872.39	1872.35	0.00	99.76	10386.25
26	2020.11.13 05:00	sell	8	0.10	1878.91	1889.00	0.00		
27	2020.11.13 15:21	s/l	8	0.10	1889.28	1889.00	0.00	-103.80	10282.45
28	2020.11.16 05:00	buy	9	0.10	1895.62	1885.55	0.00		
29	2020.11.16 13:52	s/l	9	0.10	1885.50	1885.55	0.00	-101.30	10181.15
30	2020.11.17 05:00	buy	10	0.10	1891.17	1881.21	0.00		
31	2020.11.17 22:44	s/l	10	0.10	1881.20	1881.21	0.00	-99.80	10081.35
32	2020.11.18 05:00	sell	11	0.10	1878.40	1888.40	0.00		
33	2020.11.18 13:45	modify	11	0.10	1878.40	1878.40	0.00		
34	2020.11.18 16:21	s/l	11	0.10	1878.51	1878.40	0.00	-1.20	10080.15
35	2020.11.19 05:00	sell	12	0.10	1870.73	1880.83	0.00		
36	2020.11.19 07:45	modify	12	0.10	1870.73	1870.83	0.00		
37	2020.11.19 23:59	close at stop	12	0.10	1866.04	1870.83	0.00	46.80	10126.95

Tester Live 2020 Desember TPF-Live (Build 1415)

Symbol	XAUUSD.tp (Loco Gold)		
Bars in test	1058 Ticks modelled	3539021 Modelling quality	99.90%
Mismatched charts errors	0		
Initial deposit	10000.00	Spread	Current (27)
Total net profit	-301.90 Gross profit	403.40 Gross loss	-705.30
Profit factor	0.57 Expected payoff	-27.45	
Absolute drawdown	310.70 Maximal drawdown	410.20 (4.06%) Relative drawdown	4.06% (410.20)
Total trades	11 Short positions (won %)	7 (42.86%) Long positions (won %)	4 (25.00%)
	Profit trades (% of total)	4 (36.36%) Loss trades (% of total)	7 (63.64%)
	Largest profit trade	201.40 loss trade	-102.00
	Average profit trade	100.85 loss trade	-100.76
	Maximum consecutive wins (profit in money)	3 (202.00) consecutive losses (loss in money)	3 (-302.20)
	Maximal consecutive profit (count of wins)	202.00 (3) consecutive loss (count of losses)	-302.20 (3)
	Average consecutive wins	2 consecutive losses	2



#	Time	Type	Order	Size	Price	S / L	T / P	Profit	Balance
1	2020.12.02 05:00	sell	1	0.10	1808.80	1818.78	0.00		
2	2020.12.02 10:32	s/l	1	0.10	1818.90	1818.78	0.00	-101.10	9898.90
3	2020.12.03 05:00	sell	2	0.10	1829.15	1839.17	0.00		
4	2020.12.03 09:40	s/l	2	0.10	1839.08	1839.17	0.00	-99.40	9799.50
5	2020.12.04 05:00	sell	3	0.10	1844.41	1854.32	0.00		
6	2020.12.04 15:33	modify	3	0.10	1844.41	1844.32	0.00		
7	2020.12.04 15:36	s/l	3	0.10	1844.28	1844.32	0.00	1.20	9800.70
8	2020.12.07 05:00	sell	4	0.10	1839.15	1849.06	0.00		
9	2020.12.07 10:31	modify	4	0.10	1839.15	1839.06	0.00		
10	2020.12.07 15:49	s/l	4	0.10	1839.04	1839.06	0.00	1.00	9801.70
11	2020.12.08 05:00	sell	5	0.10	1867.34	1877.39	0.00		
12	2020.12.09 06:05	modify	5	0.10	1867.34	1867.39	0.00		
13	2020.12.09 16:57	modify	5	0.10	1867.34	1857.39	0.00		
14	2020.12.09 17:00	modify	5	0.10	1867.34	1847.39	0.00		
15	2020.12.09 17:47	s/l	5	0.10	1847.35	1847.39	0.00	199.80	10001.50
16	2020.12.10 05:00	buy	6	0.10	1841.08	1831.07	0.00		
17	2020.12.10 11:12	s/l	6	0.10	1831.00	1831.07	0.00	-100.90	9900.60
18	2020.12.11 05:00	buy	7	0.10	1838.52	1828.50	0.00		
19	2020.12.11 13:00	s/l	7	0.10	1828.43	1828.50	0.00	-101.00	9799.60
20	2020.12.14 05:00	buy	8	0.10	1837.31	1827.25	0.00		
21	2020.12.14 10:22	s/l	8	0.10	1827.29	1827.25	0.00	-100.30	9699.30
22	2020.12.15 05:00	buy	9	0.10	1832.40	1822.48	0.00		
23	2020.12.15 09:10	modify	9	0.10	1832.40	1832.48	0.00		
24	2020.12.15 15:31	modify	9	0.10	1832.40	1842.48	0.00		
25	2020.12.16 10:47	modify	9	0.10	1832.40	1852.48	0.00		
26	2020.12.16 15:20	s/l	9	0.10	1852.55	1852.48	0.00	201.40	9900.70
27	2020.12.17 05:00	sell	10	0.10	1863.90	1873.99	0.00		
28	2020.12.17 09:42	s/l	10	0.10	1874.09	1873.99	0.00	-102.00	9798.70
29	2020.12.18 05:00	sell	11	0.10	1880.03	1890.01	0.00		
30	2020.12.21 03:00	s/l	11	0.10	1890.08	1890.01	0.00	-100.60	9698.10

Januari	Februari	Maret	April	Mei	Juni	Juli	Agustus	September	October	November	Desember	Hasil
7,40%	3,86%	-0,86%	6,70%	-6,15%	-0,92%	-2,61%	4,30%	6,41%	-6,99%	1,26%	-3,01%	11,23%